

Canadian Architectural Licensing Authorities

**CALA 2013 Intern Survey,
Provincial Segmentation:
Manitoba**

Prepared by Framework Partners Inc.

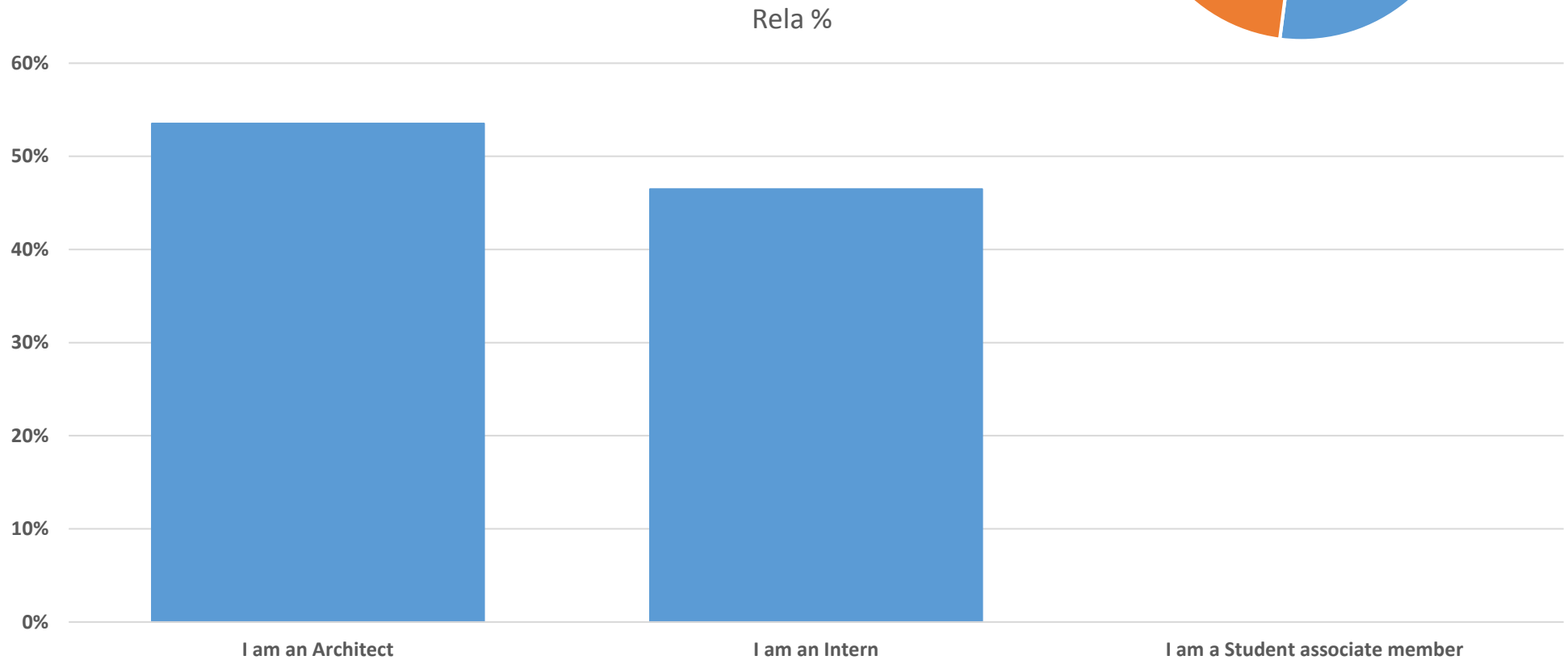
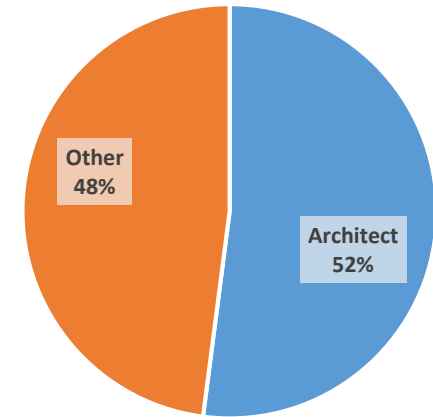
October, 2013

Framework

CALA 2013 Intern Survey, Provincial Segmentation: Manitoba

Please indicate which of the following best describe you:

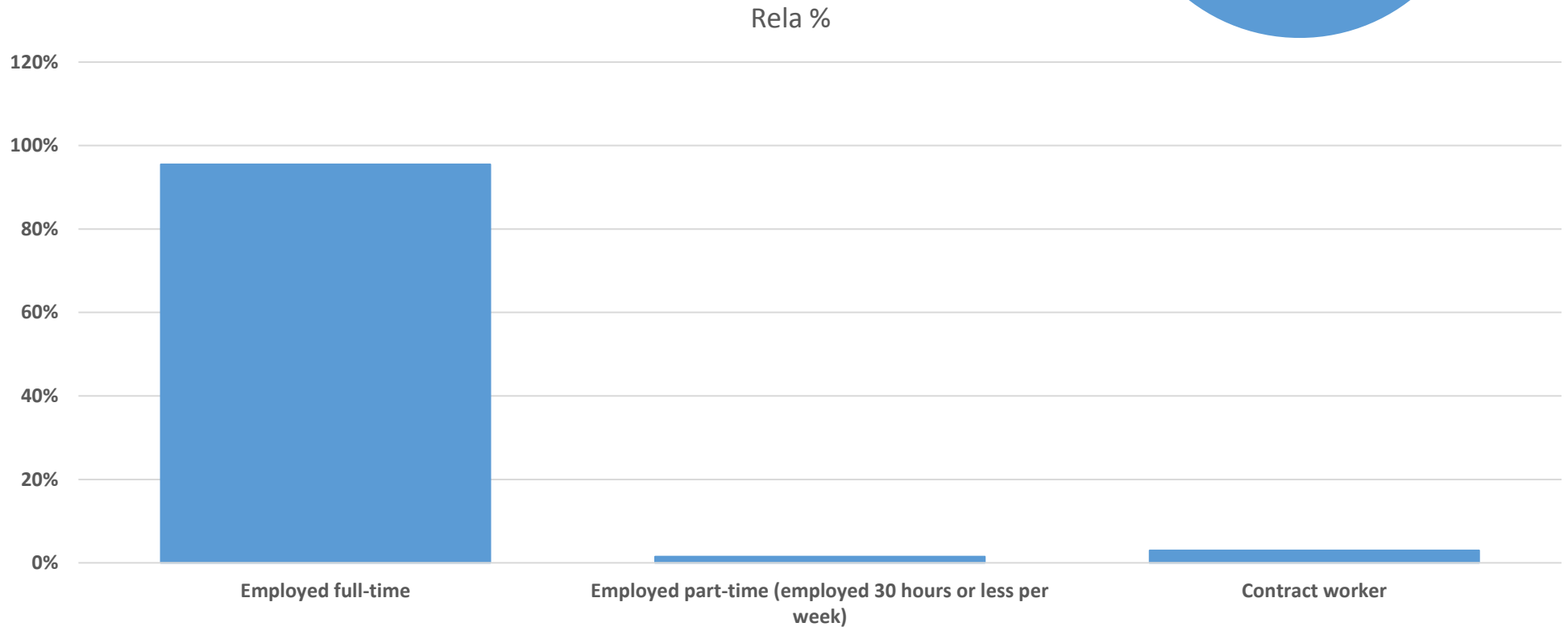
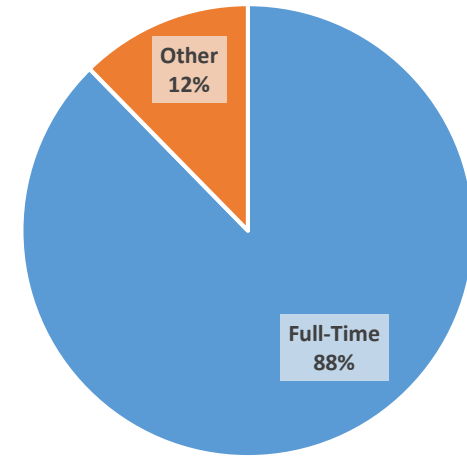
Response	Count	Abs %	Rela %	Cumu %	Rank
1 I am an Architect	38	52%	54%	54%	1
2 I am an Intern	33	45%	46%	100%	2
3 I am a Student associate member	0	0%	0%	100%	3
4 Other	2	3%			
5 Not applicable	0	0%			
No Response	0	0%			
Total	73	100%	100%		



CALA 2013 Intern Survey, Provincial Segmentation: Manitoba

Please indicate your employment status.

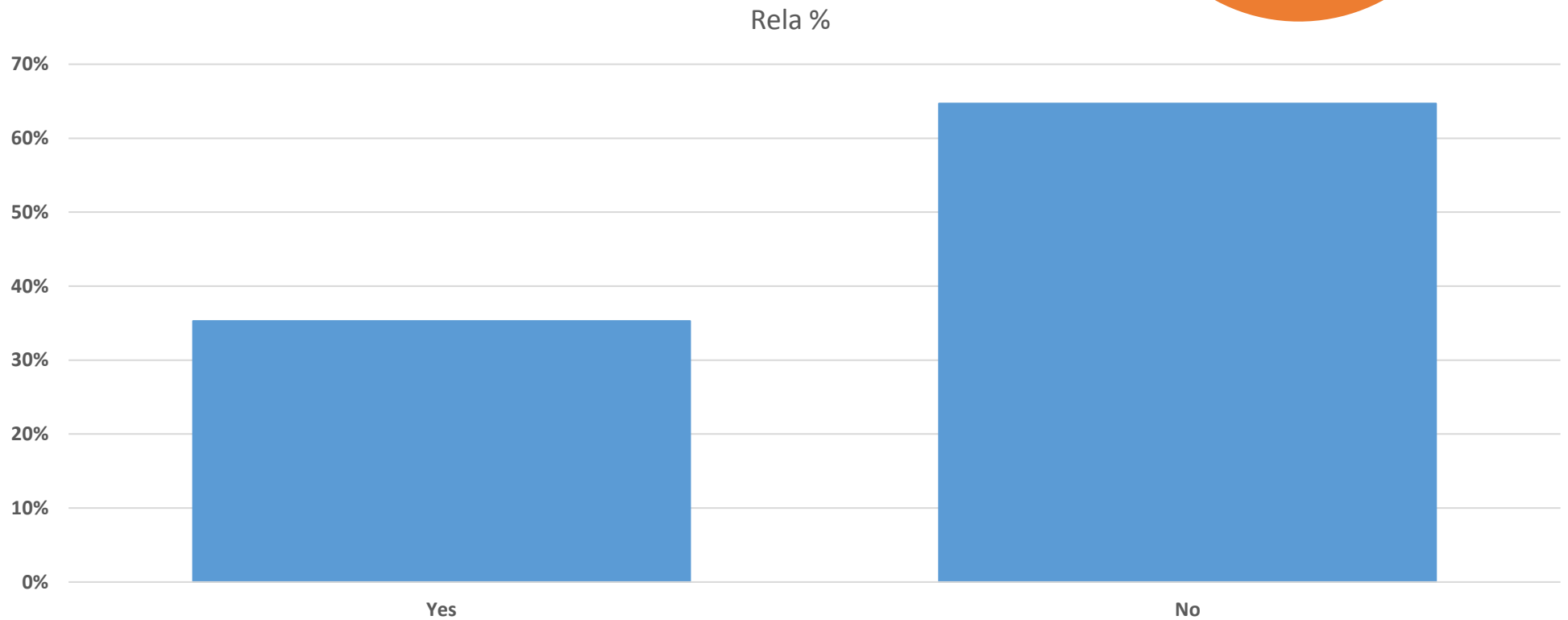
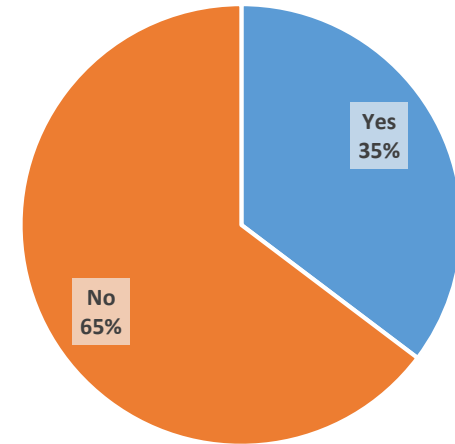
Response	Count	Abs %	Rela %	Cumu %	Rank
1 Employed full-time	64	88%	96%	96%	1
2 Employed part-time (employed 30 hours or less per week)	1	1%	1%	97%	3
3 Contract worker	2	3%	3%	100%	2
4 Other (please specify):	6	8%			
5 Not applicable	0	0%			
No Response	0	0%			
Total	73	100%	100%		



CALA 2013 Intern Survey, Provincial Segmentation: Manitoba

Do you have a seal or stamp issued by a Provincial or Territorial architectural regulator?

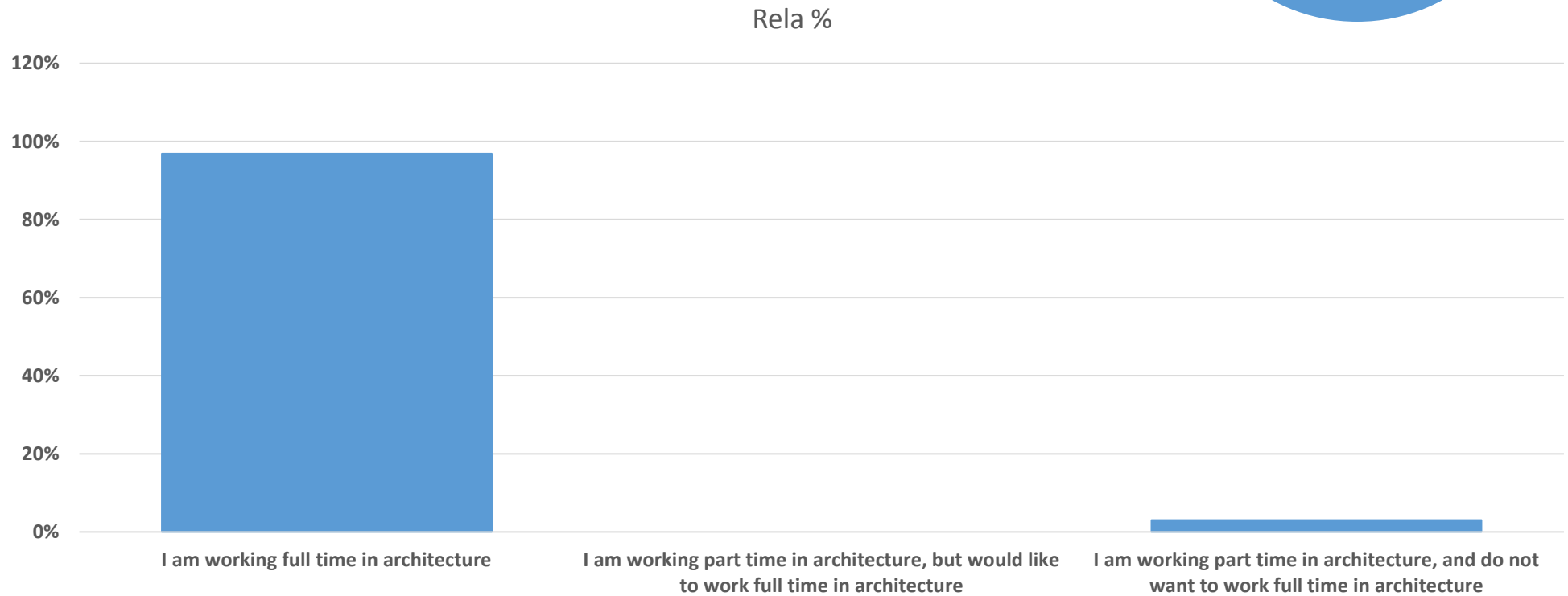
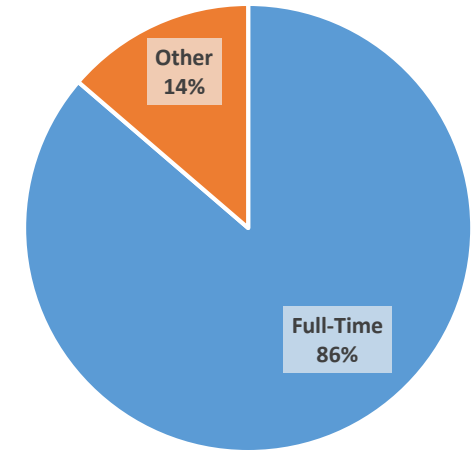
Response	Count	Abs %	Rela %	Cumu %	Rank
1 Yes	24	33%	35%	35%	2
2 No	44	60%	65%	100%	1
3 Not applicable	5	7%			
No Response	0	0%			
Total	73	100%	100%		



CALA 2013 Intern Survey, Provincial Segmentation: Manitoba

Please indicate which of the following best describes your current employment situation:

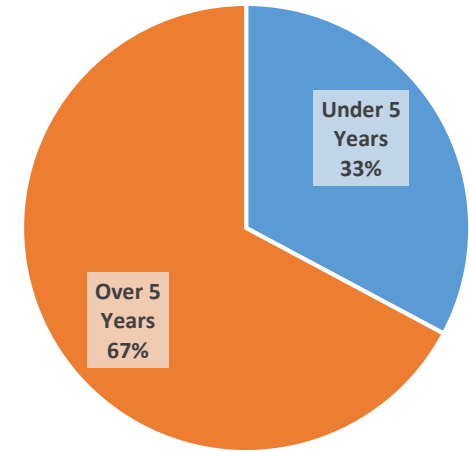
Response	Count	Abs %	Rela %	Cumu %	Rank
1 I am working full time in architecture	63	86%	97%	97%	1
2 I am working part time in architecture, but would like to work full time in architecture	0	0%	0%	97%	3
3 I am working part time in architecture, and do not want to work full time in architecture	2	3%	3%	100%	2
4 Other (please specify):	8	11%			
5 Not applicable	0	0%			
No Response	0	0%			
Total	73	100%	100%		



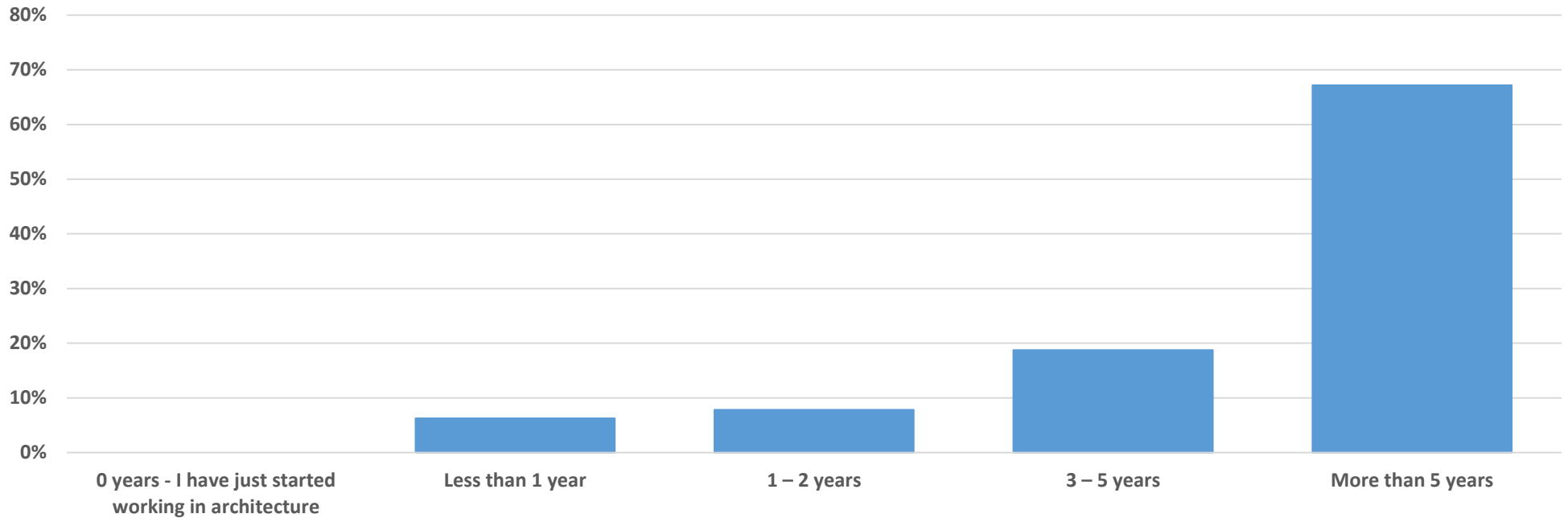
CALA 2013 Intern Survey, Provincial Segmentation: Manitoba

Please indicate how long you have been working in architecture (please include time while working as a student and time working after graduation):

Response	Count	Abs %	Rela %	Cumu %	Rank
1 0 years - I have just started working in architecture	0	0%	0%	0%	5
2 Less than 1 year	4	5%	6%	6%	4
3 1 – 2 years	5	7%	8%	14%	3
4 3 – 5 years	12	16%	19%	33%	2
5 More than 5 years	43	59%	67%	100%	1
6 Other (please specify):	8	11%			
7 Not applicable	1	1%			
No Response	0	0%			
Total	73	100%	100%		



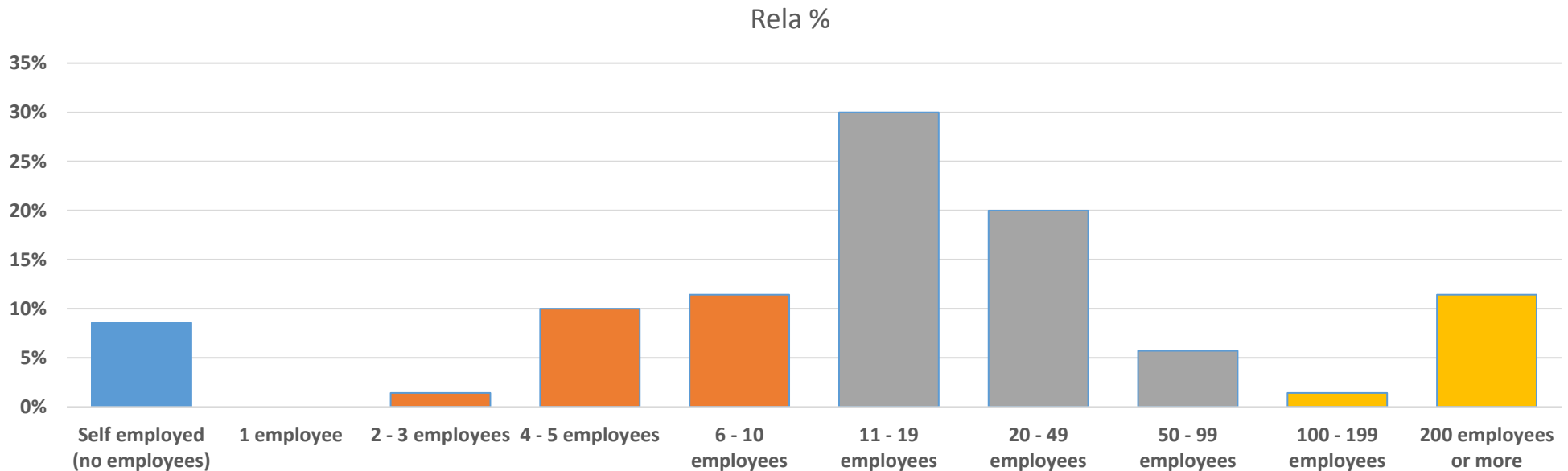
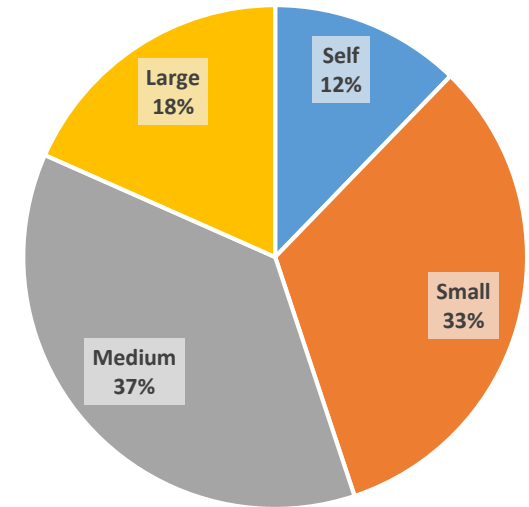
Rela %



CALA 2013 Intern Survey, Provincial Segmentation: Manitoba

How many individuals are employed at your organization in Canada? Please note that this includes principals, directors and employees, and all full time and part time team members.

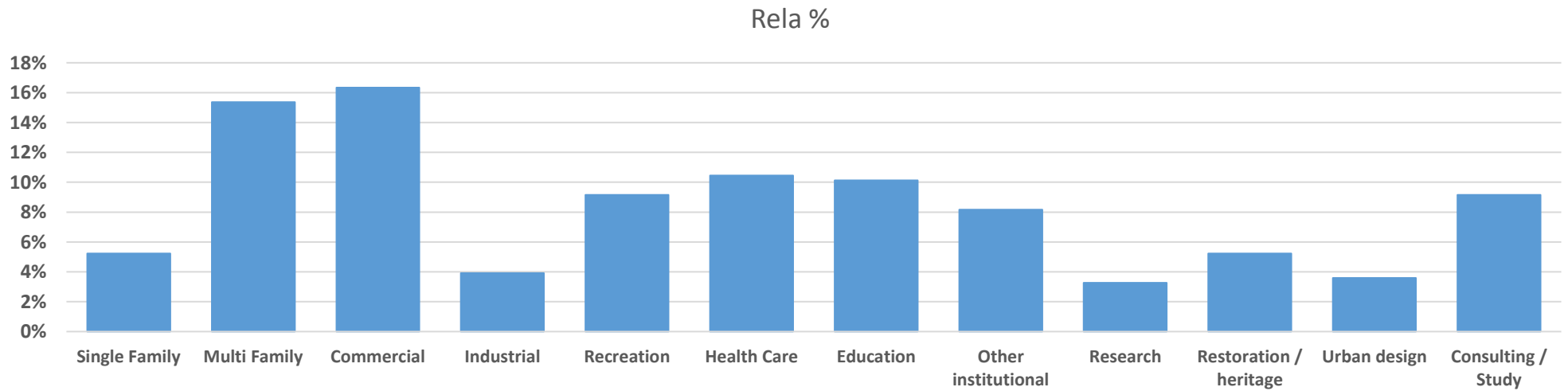
Response	Count	Abs %	Rela %	Cumu %	Rank
1 Self employed (no employees)	6	8%	9%	9%	6
2 1 employee	0	0%	0%	9%	10
3 2 - 3 employees	1	1%	1%	10%	8
4 4 - 5 employees	7	10%	10%	20%	5
5 6 - 10 employees	8	11%	11%	31%	3
6 11 - 19 employees	21	29%	30%	61%	1
7 20 - 49 employees	14	19%	20%	81%	2
8 50 - 99 employees	4	5%	6%	87%	7
9 100 - 199 employees	1	1%	1%	89%	8
10 200 employees or more	8	11%	11%	100%	3
11 Not applicable	3	4%			
No Response	0	0%			
Total	73	100%	100%		



CALA 2013 Intern Survey, Provincial Segmentation: Manitoba

Please indicate your current practice's primary types of work (please check all that apply):

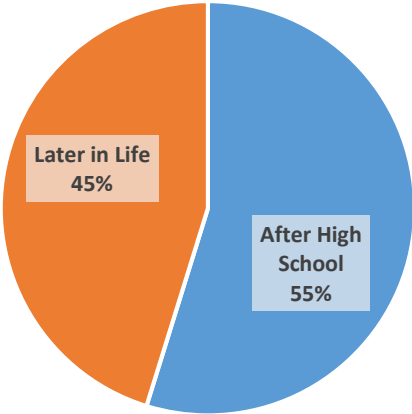
Response	Count	Abs %	Rela %	Cumu %	Rank
1 Residential single family housing	16	22%	5%	5%	8
2 Multiple family housing	47	64%	15%	21%	2
3 Commercial – office / retail	50	68%	16%	37%	1
4 Industrial	12	16%	4%	41%	10
5 Recreation	28	38%	9%	50%	5
6 Health care	32	44%	10%	60%	3
7 Education	31	42%	10%	71%	4
8 Other institutional (e.g., airports, prisons, churches, civic buildings)	25	34%	8%	79%	7
9 Research	10	14%	3%	82%	12
10 Restoration/heritage	16	22%	5%	87%	8
11 Urban design	11	15%	4%	91%	11
12 Consulting / Study	28	38%	9%	100%	5
13 Other (please specify):	5	7%			
14 I don't know / Not applicable	1	1%			
No Response	0	0%			
Total	73				



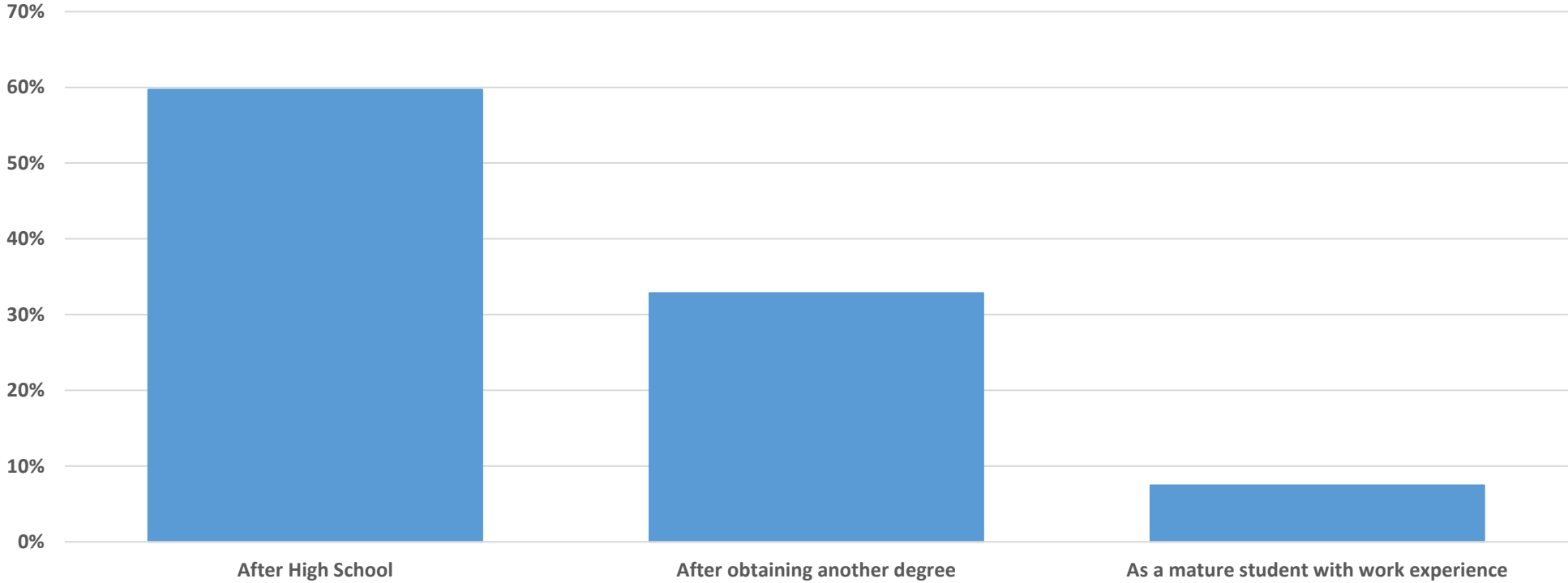
CALA 2013 Intern Survey, Provincial Segmentation: Manitoba

At what point did you enter into an Architectural degree program?

Response	Count	Abs %	Rela %	Cumu %	Rank
1 After High School	40	55%	60%	60%	1
2 After obtaining another degree	22	30%	33%	93%	2
3 As a mature student with work	5	7%	7%	100%	3
4 Other (please specify):	6	8%			
5 Not applicable	0	0%			
No Response	0	0%			
Total	73	100%	100%		



Rela %



CALA 2013 Intern Survey, Provincial Segmentation: Manitoba

Prior to entering an Architectural degree program, how well do you feel that you were informed as to what an architect does or about the profession of architecture?

Response	Count	Abs %	Rela %	Cumu %	Rank
1 Very well informed	5	7%	7%	7%	5
2 Well informed	4	5%	5%	12%	6
3 Somewhat well informed	25	34%	34%	47%	1
4 Neither well informed nor poorly informed	9	12%	12%	59%	3
5 Somewhat poorly informed	18	25%	25%	84%	2
6 Poorly informed	9	12%	12%	96%	3
7 Very poorly informed	3	4%	4%	100%	7
8 I don't know / not applicable	0	0%			
No Response	0	0%			
Total*	73	100%	100%		

Selected Statistics

Central Tendency

Mean	4.0
Median	4
Mode	3

Variation

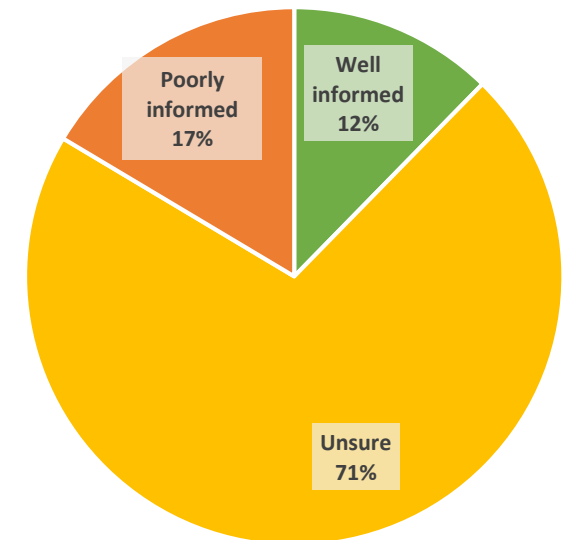
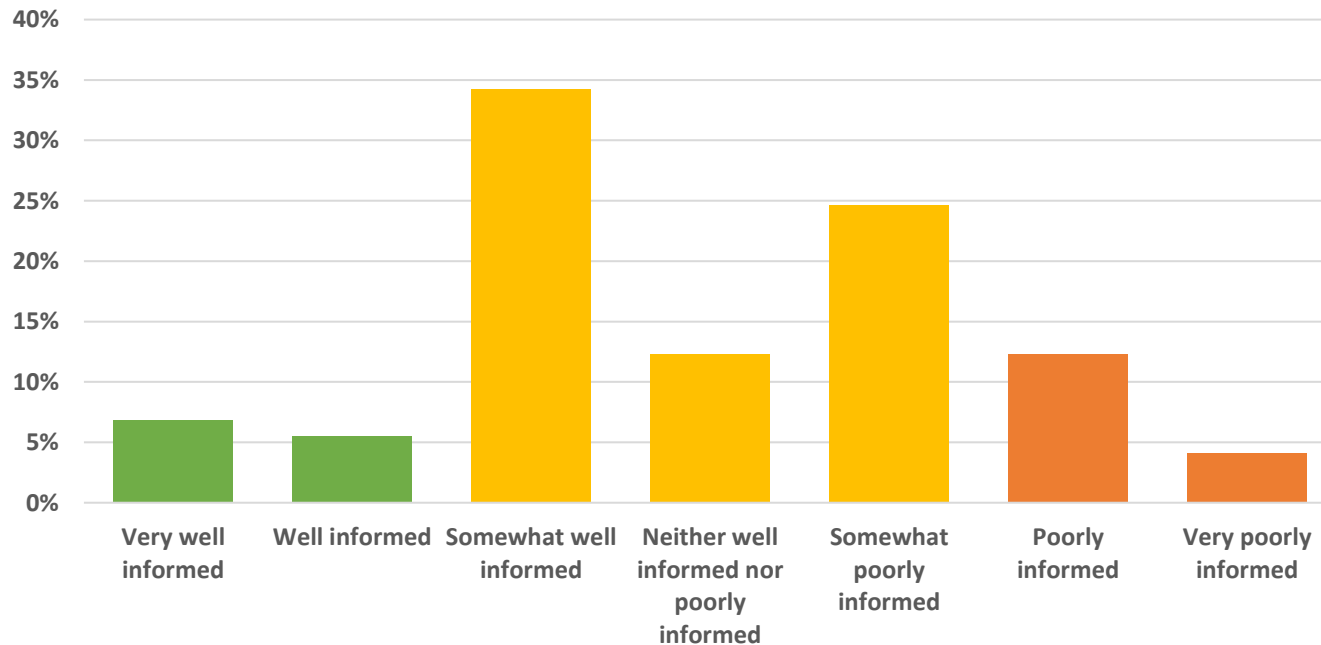
Std. dev.	1.51
-----------	------

Performance

Score	51%
Top two	12%

*Those who answered "Not applicable" to the last question were not asked this question, thus the total respondents is lower.

Rela %

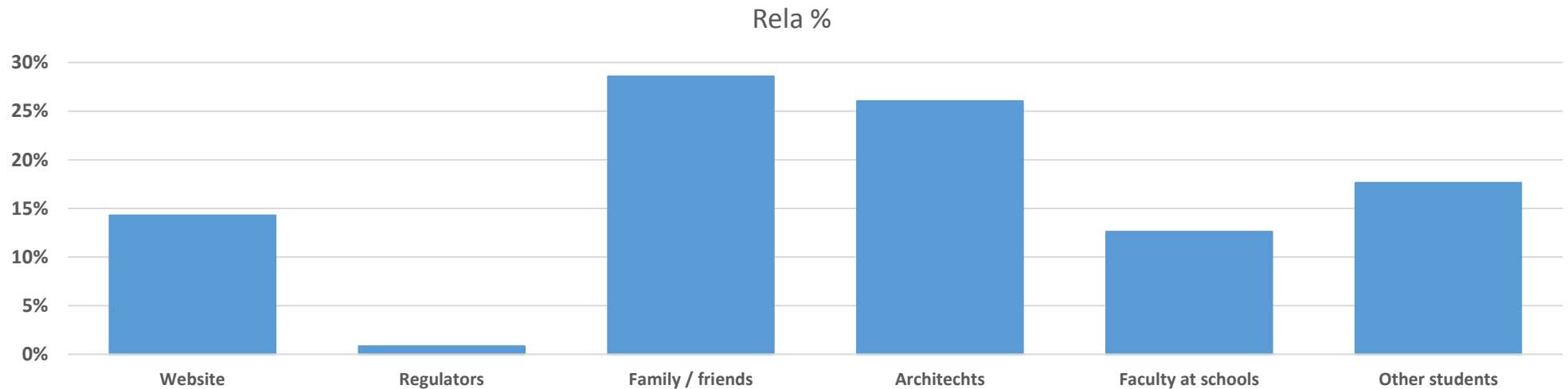


CALA 2013 Intern Survey, Provincial Segmentation: Manitoba

What sources did you use to inform yourself about what an architect does or about the profession of architecture? Please check all that apply.

Response	Count	Abs %	Rela %	Cumu %	Rank
1 I visited architectural associations' website	17	28%	14%	14%	4
2 I spoke with architectural regulators	1	2%	1%	15%	6
3 I spoke to friends and family	34	56%	29%	44%	1
4 I spoke to architects	31	51%	26%	70%	2
5 I spoke to faculty at schools of architecture	15	25%	13%	82%	5
6 I spoke to other students in architecture.	21	34%	18%	100%	3
7 I don't know / Not applicable	1	2%			
8 Other (please specify):	8	13%			
No Response	0	0%			
Total*	61				

*Those who answered "Poorly informed" or "Very poorly informed" to the last question were not asked this question, thus the total respondents is lower.



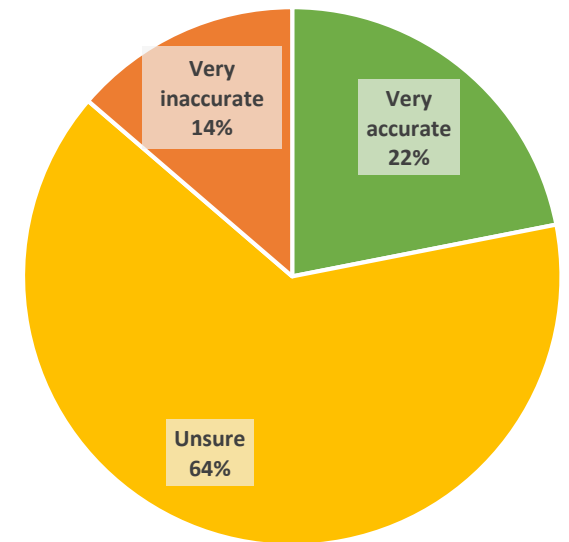
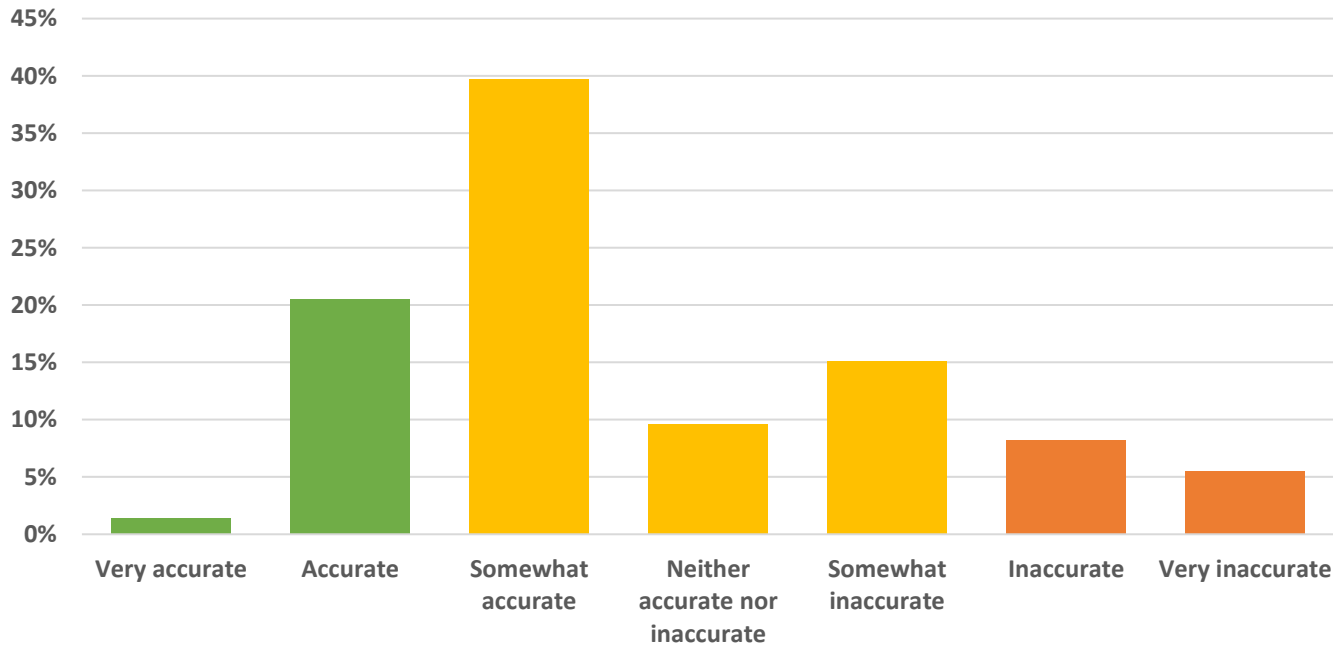
CALA 2013 Intern Survey, Provincial Segmentation: Manitoba

After entering the Architectural profession after graduation how accurate would say that your prior understanding of the profession was?

Response	Count	Abs %	Rela %	Cumu %	Rank
1 Very accurate	1	1%	1%	1%	7
2 Accurate	15	21%	21%	22%	2
3 Somewhat accurate	29	40%	40%	62%	1
4 Neither accurate nor inaccurate	7	10%	10%	71%	4
5 Somewhat inaccurate	11	15%	15%	86%	3
6 Inaccurate	6	8%	8%	95%	5
7 Very inaccurate	4	5%	5%	100%	6
8 I don't know / Not applicable	0	0%			
No Response	0	0%			
Total	73	100%	100%		

Selected Statistics	
Central Tendency	
Mean	3.6
Median	3
Mode	3
Variation	
Std. dev.	1.48
Performance	
Score	56%
Top two	22%

Rela %

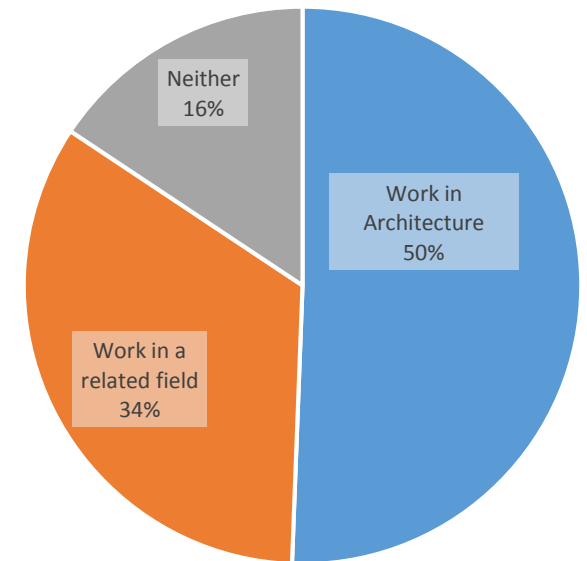
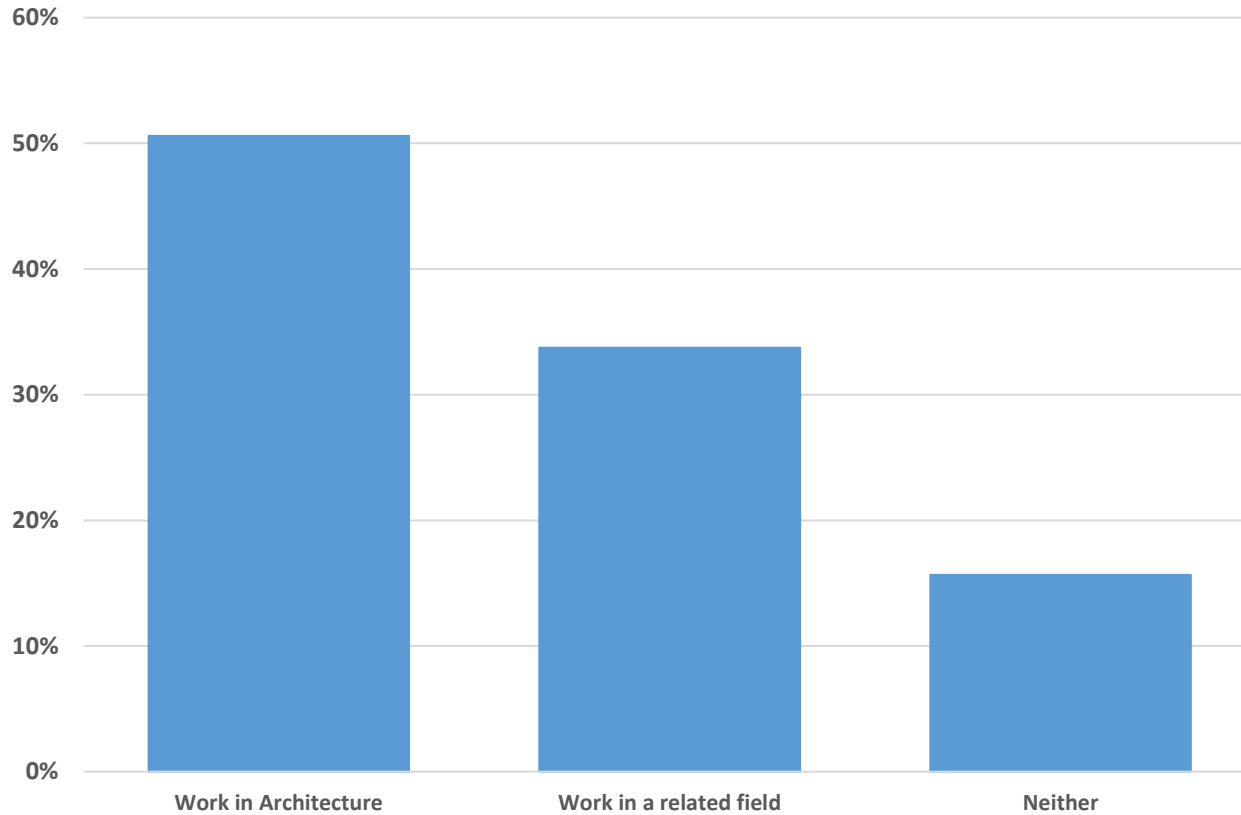


CALA 2013 Intern Survey, Provincial Segmentation: Manitoba

While you were pursuing your professional degree did you... (please check all that apply)

Response	Count	Abs %	Rela %	Cumu %	Rank
1 Work in Architecture	42	58%	51%	51%	1
2 Work in a related field	28	38%	34%	84%	2
3 Neither	13	18%	16%	100%	3
4 Other (please specify):	7	10%			
No Response	0	0%			
Total	73				

Rela %



CALA 2013 Intern Survey, Provincial Segmentation: Manitoba

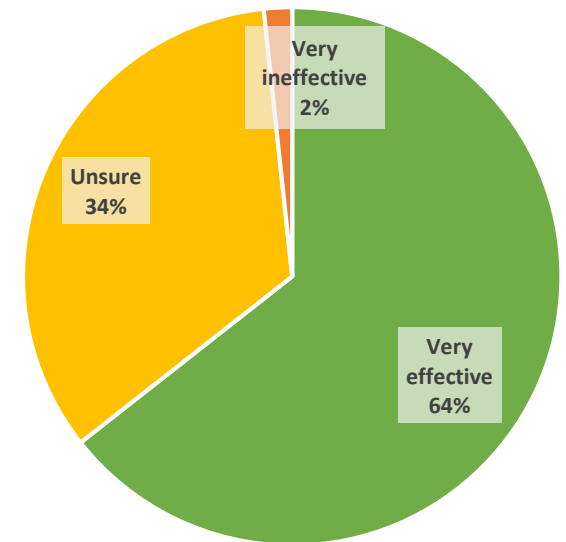
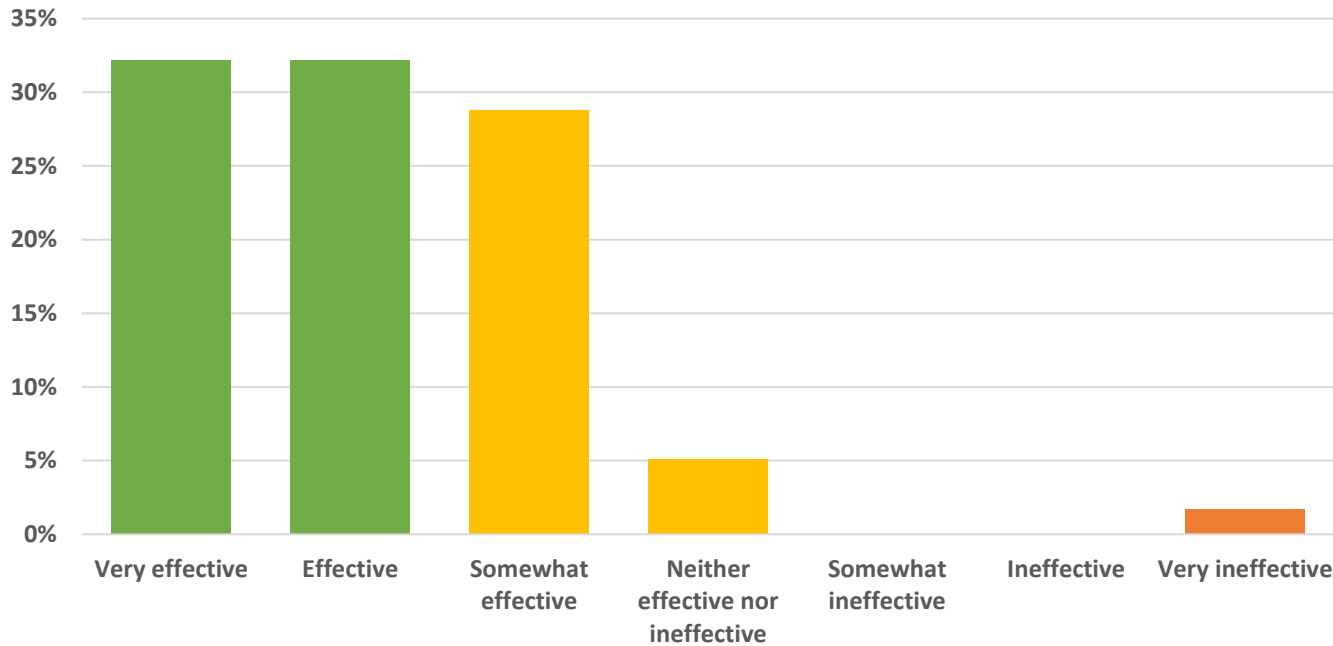
How effective was your previous work experience in helping your transition from school to architectural employment?

Response	Count	Abs %	Rela %	Cumu %	Rank
1 Very effective	19	32%	32%	32%	1
2 Effective	19	32%	32%	64%	1
3 Somewhat effective	17	28%	29%	93%	3
4 Neither effective nor ineffective	3	5%	5%	98%	4
5 Somewhat ineffective	0	0%	0%	98%	6
6 Ineffective	0	0%	0%	98%	6
7 Very ineffective	1	2%	2%	100%	5
8 I don't know / Not applicable	1	2%			
No Response	0	0%			
Total*	60	100%	100%		

Selected Statistics	
Central Tendency	
Mean	2.2
Median	2
Mode	1
Variation	
Std. dev.	1.10
Performance	
Score	81%
Top two	64%

*Those who answered "Neither" in previous question were not asked this question, thus the total respondents is lower.

Rela %



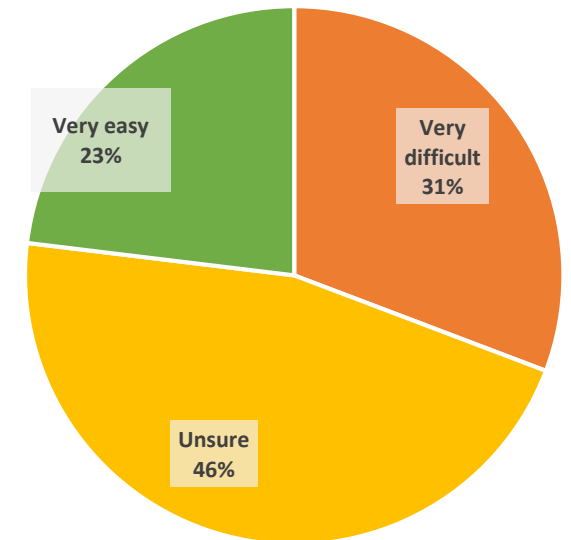
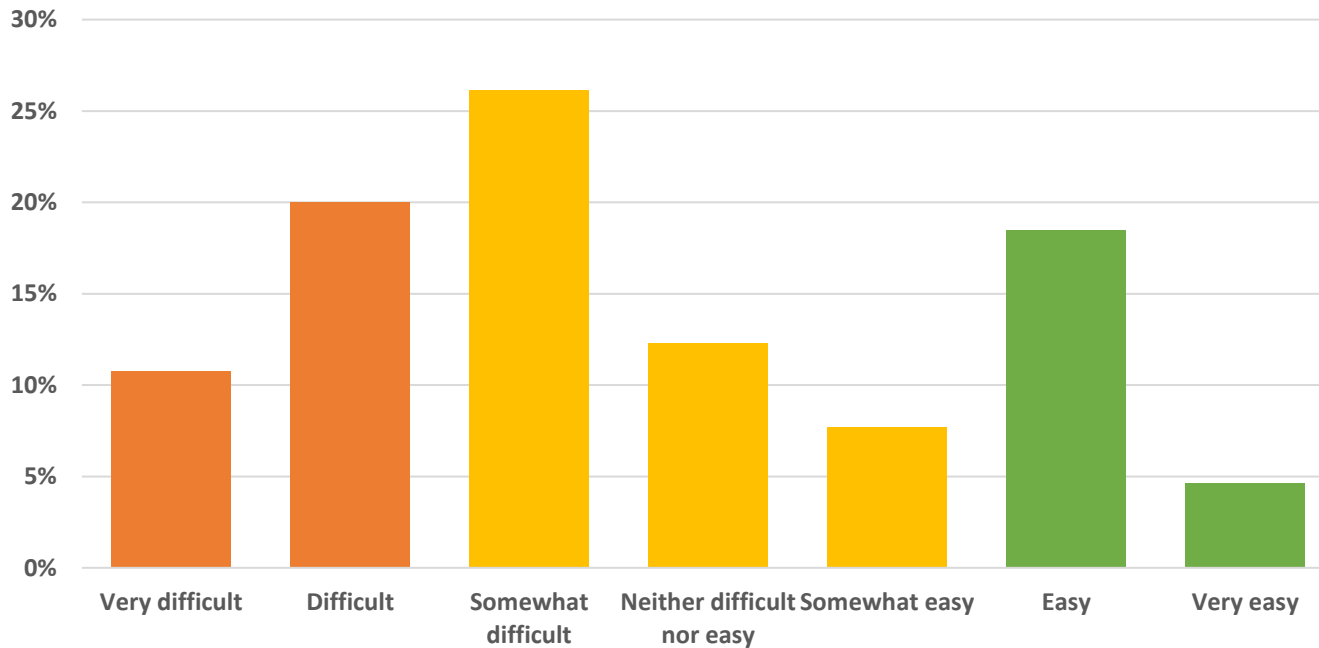
CALA 2013 Intern Survey, Provincial Segmentation: Manitoba

How difficult was it to find employment while pursuing your education?

Response	Count	Abs %	Rela %	Cumu %	Rank
1 Very difficult	7	10%	11%	11%	5
2 Difficult	13	18%	20%	31%	2
3 Somewhat difficult	17	23%	26%	57%	1
4 Neither difficult nor easy	8	11%	12%	69%	4
5 Somewhat easy	5	7%	8%	77%	6
6 Easy	12	16%	18%	95%	3
7 Very easy	3	4%	5%	100%	7
8 I was not interested in working while going to school	6	8%			
9 I don't know / Not applicable	2	3%			
No Response	0	0%			
Total	73	100%	100%		

Selected Statistics	
Central Tendency	
Mean	3.6
Median	3
Mode	3
Variation	
Std. dev.	1.76
Performance	
Score	57%
Top two	31%

Rela %



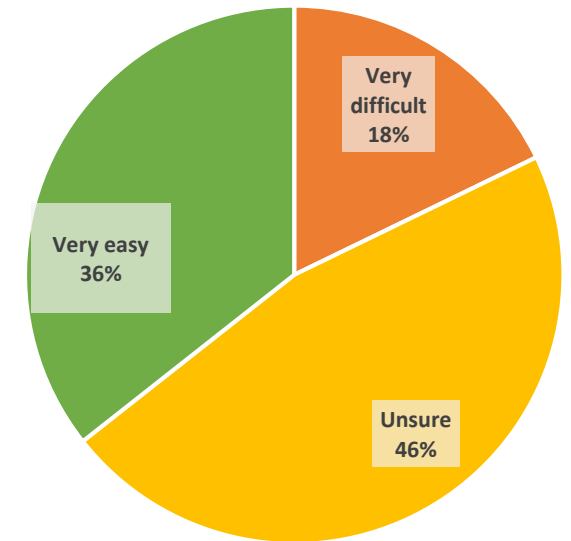
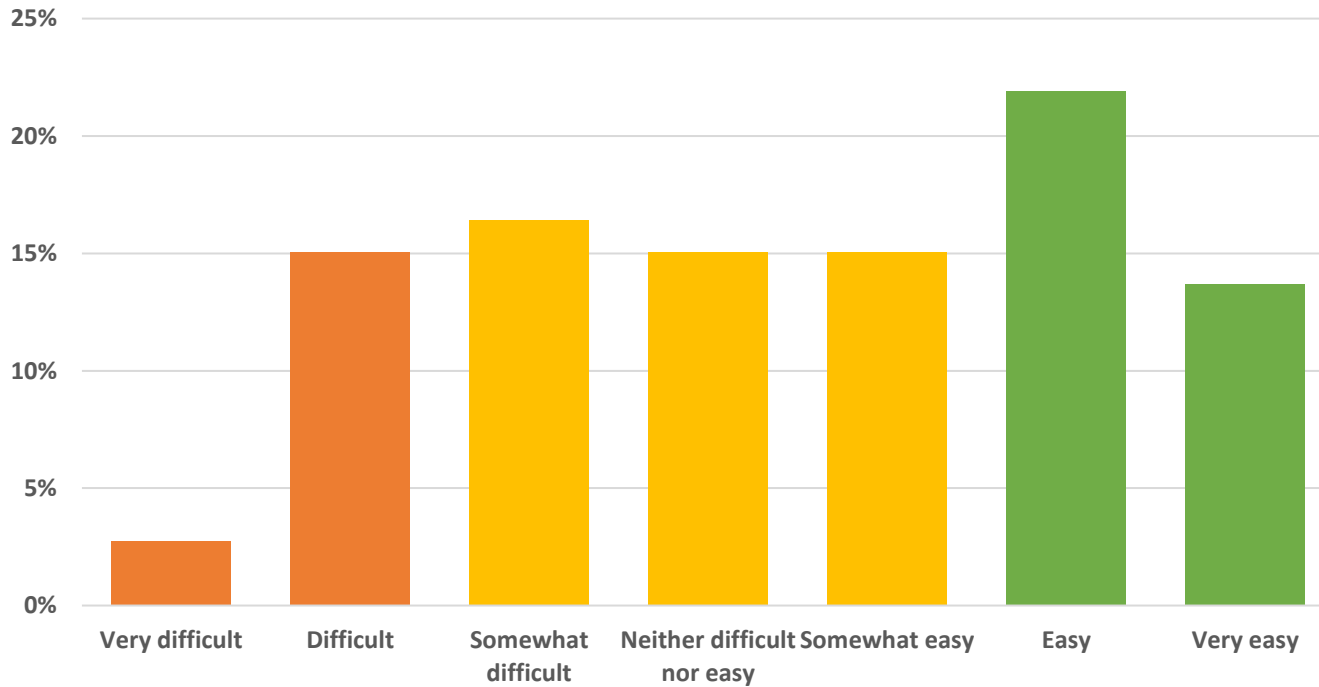
CALA 2013 Intern Survey, Provincial Segmentation: Manitoba

How difficult was it for you to find employment once you graduated?

Response	Count	Abs %	Rela %	Cumu %	Rank
1 Very difficult	2	3%	3%	3%	7
2 Difficult	11	15%	15%	18%	3
3 Somewhat difficult	12	16%	16%	34%	2
4 Neither difficult nor easy	11	15%	15%	49%	3
5 Somewhat easy	11	15%	15%	64%	3
6 Easy	16	22%	22%	86%	1
7 Very easy	10	14%	14%	100%	6
8 I don't know / Not applicable	0	0%			
No Response	0	0%			
Total	73	100%	100%		

Selected Statistics	
Central Tendency	
Mean	4.5
Median	5
Mode	6
Variation	
Std. dev.	1.75
Performance	
Score	42%
Top two	18%

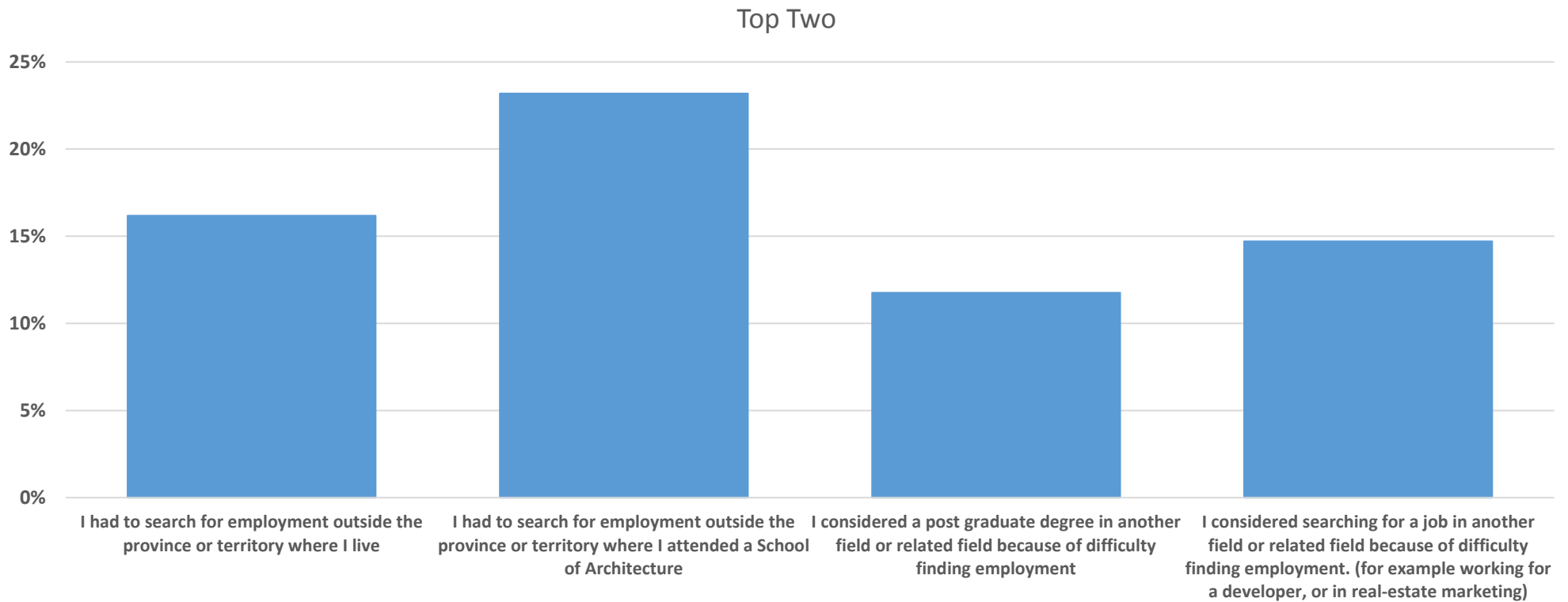
Rela %



CALA 2013 Intern Survey, Provincial Segmentation: Manitoba

Please indicate how strongly you agree or disagree with each of the following statements:

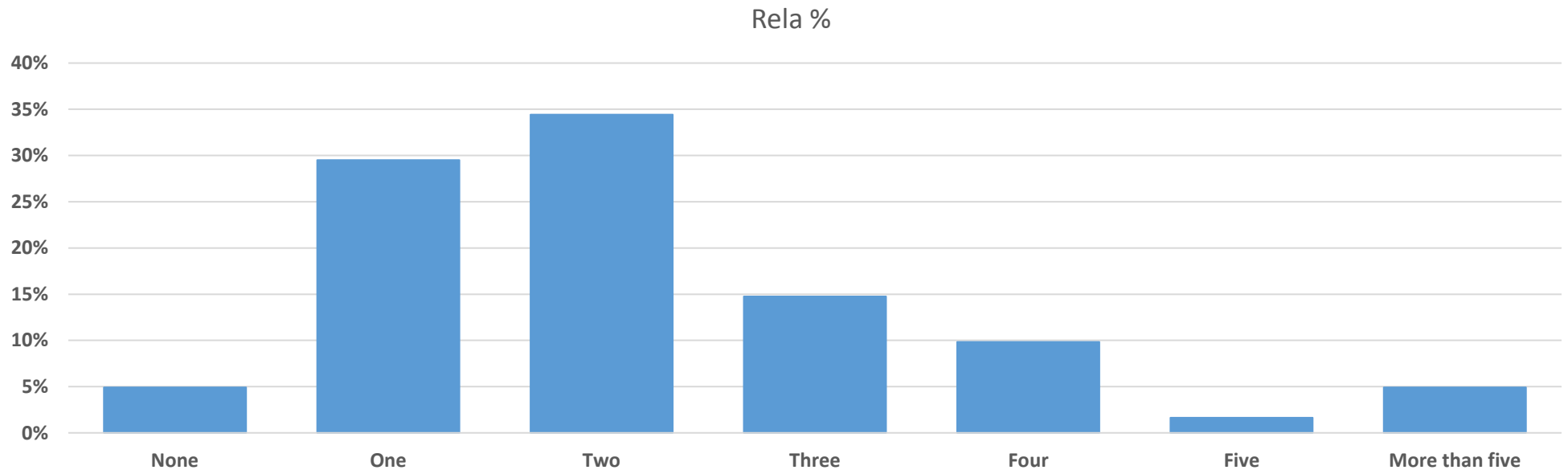
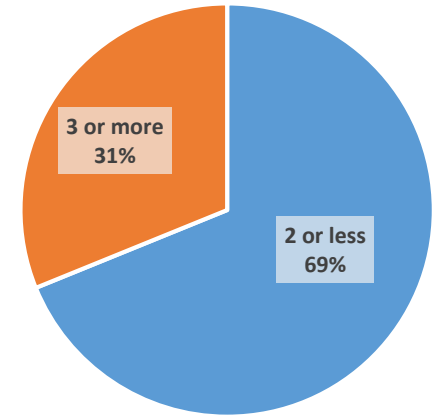
Response	Mean	Median	Mode	St.dev	Score	Top Two	Rank
1 I had to search for employment outside the province or territory where I live	5.1	6	6	1.99	31%	16%	2
2 I had to search for employment outside the province or territory where I attended a School of Architecture	4.9	6	6	1.99	36%	23%	1
3 I considered a post graduate degree in another field or related field because of difficulty finding employment	5.5	6	7	2.03	24%	12%	4
4 I considered searching for a job in another field or related field because of difficulty finding employment. (for example working for a developer, or in real-estate marketing)	5.1	6	7	1.99	32%	15%	3



CALA 2013 Intern Survey, Provincial Segmentation: Manitoba

How many employment positions in architectural practices or other acceptable employment settings under the IAP did you hold prior to licensure?

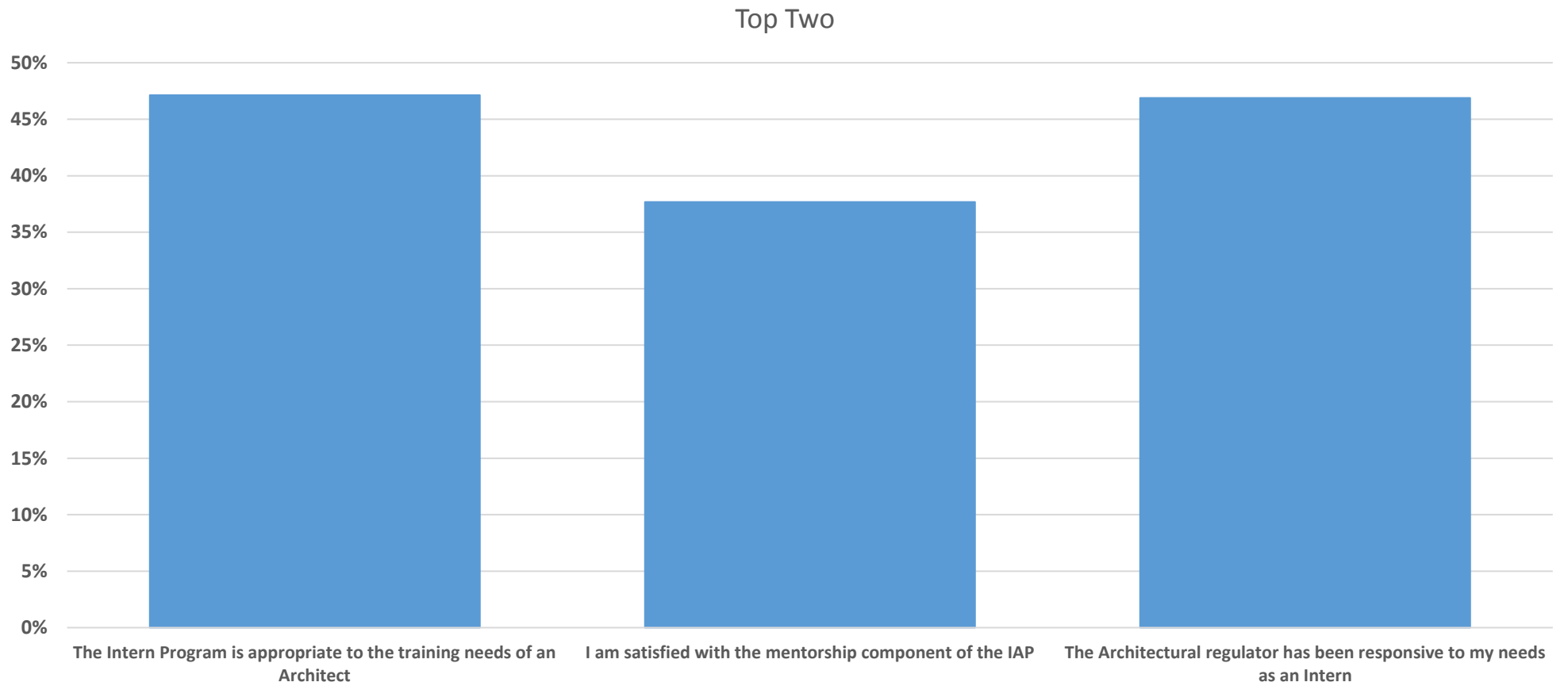
Response	Count	Abs %	Rela %	Cumu %	Rank
1 None	3	4%	5%	5%	5
2 One	18	25%	30%	34%	2
3 Two	21	29%	34%	69%	1
4 Three	9	12%	15%	84%	3
5 Four	6	8%	10%	93%	4
6 Five	1	1%	2%	95%	7
7 More than five	3	4%	5%	100%	5
8 I don't know / not applicable	12	16%			
No Response	0	0%			
Total	73	100%	100%		



CALA 2013 Intern Survey, Provincial Segmentation: Manitoba

Please indicate how strongly you agree or disagree with each of the following statements:

Response	Mean	Median	Mode	St.dev	Score	Top Two	Rank
1 The Intern Program is appropriate to the training needs of an Architect	2.9	3	2	1.38	69%	47%	1
2 I am satisfied with the mentorship component of the IAP	3.5	3	2	1.55	58%	38%	3
3 The Architectural regulator has been responsive to my needs as an Intern	3.2	3	2	1.48	64%	47%	2



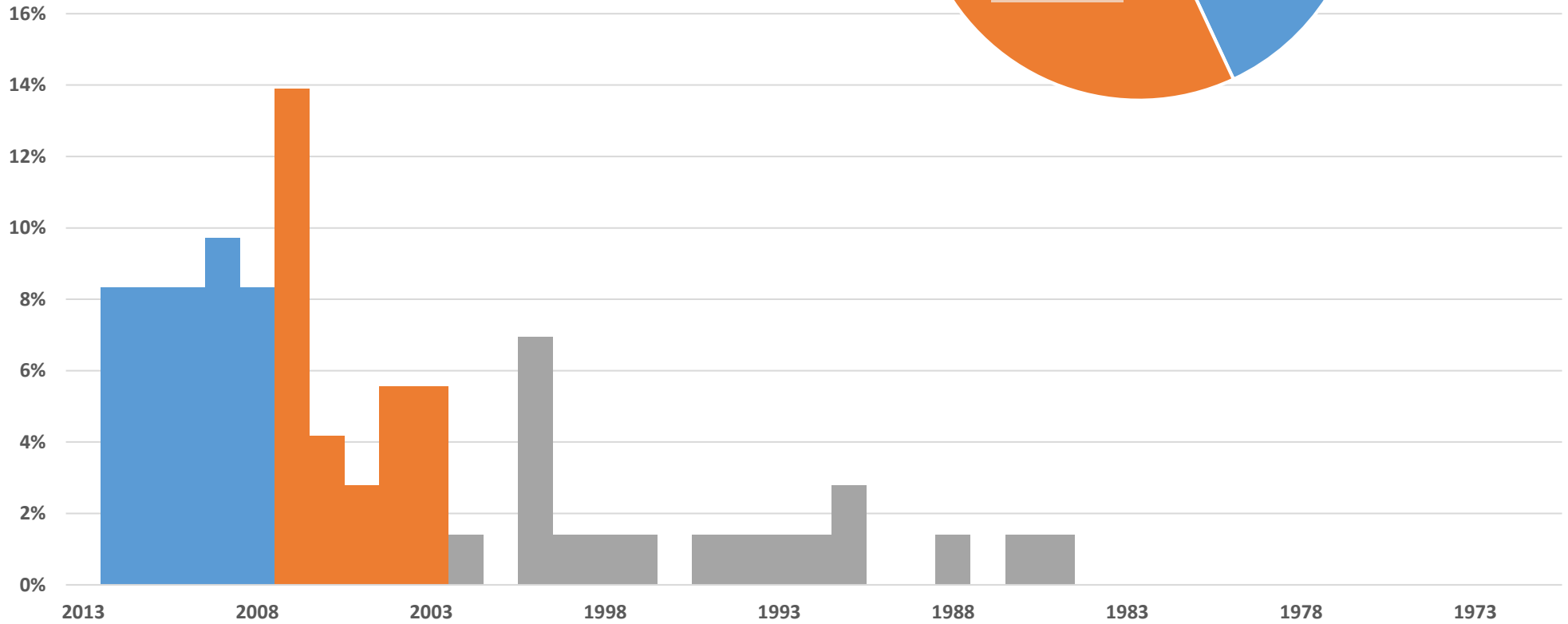
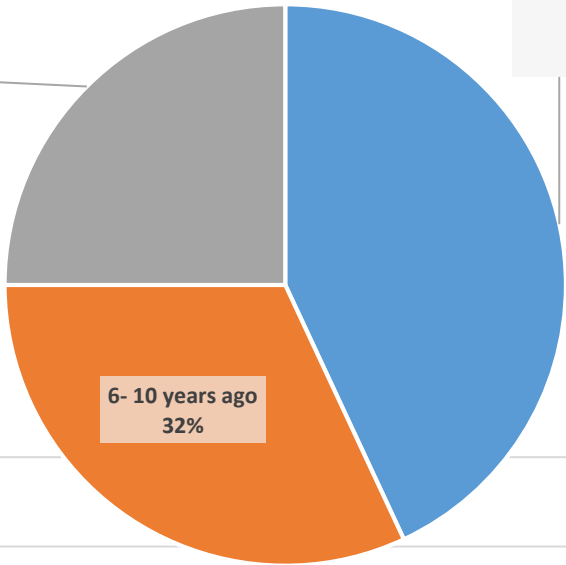
CALA 2013 Intern Survey, Provincial Segmentation: Manitoba

Please tell us what year you graduated from an Architecture degree program.

Years Since Graduation	
Central tendency	
Mean	8.2
Median	6
Mode	6
Variation	
St. dev.	6.6
Other Responses	
I don't know / not applicable	1
No Response	0
Total	73

more than 10 years ago
25%

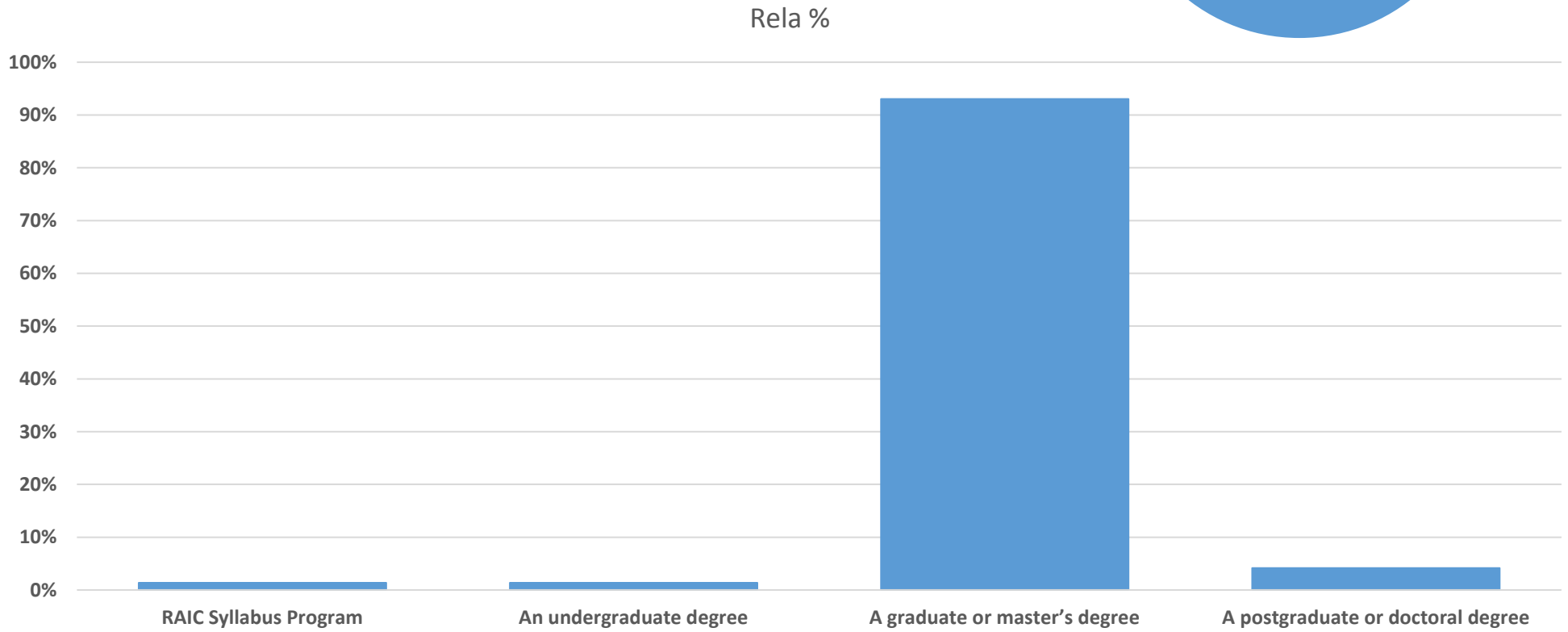
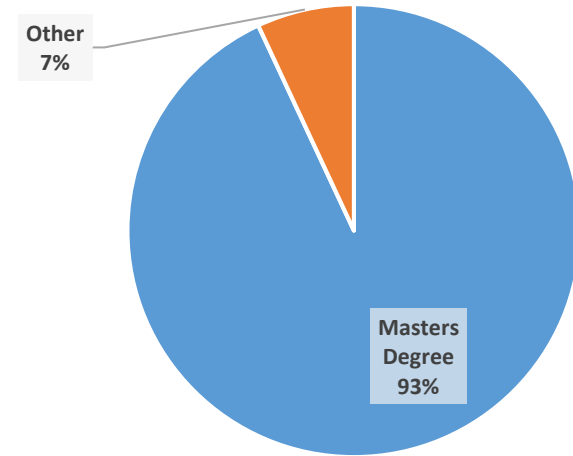
Within last 5 years
43%



CALA 2013 Intern Survey, Provincial Segmentation: Manitoba

What is the highest professional degree in architecture you have obtained?

Response	Count	Abs %	Rela %	Cumu %	Rank
1 RAIC Syllabus Program	1	1%	1%	1%	3
2 An undergraduate degree	1	1%	1%	3%	3
3 A graduate or master's degree	67	92%	93%	96%	1
4 A postgraduate or doctoral degree	3	4%	4%	100%	2
5 Other (please specify):	1	1%			
6 Not applicable	0	0%			
No Response	0	0%			
Total	73	100%	100%		

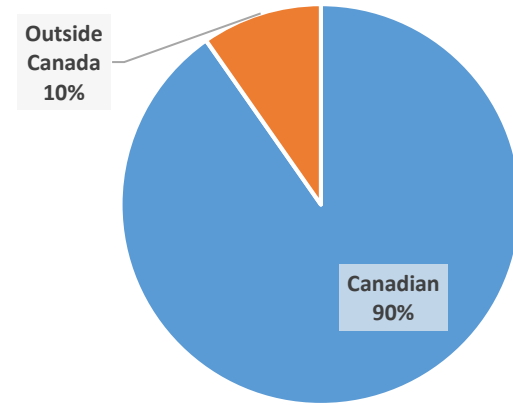


CALA 2013 Intern Survey, Provincial Segmentation: Manitoba

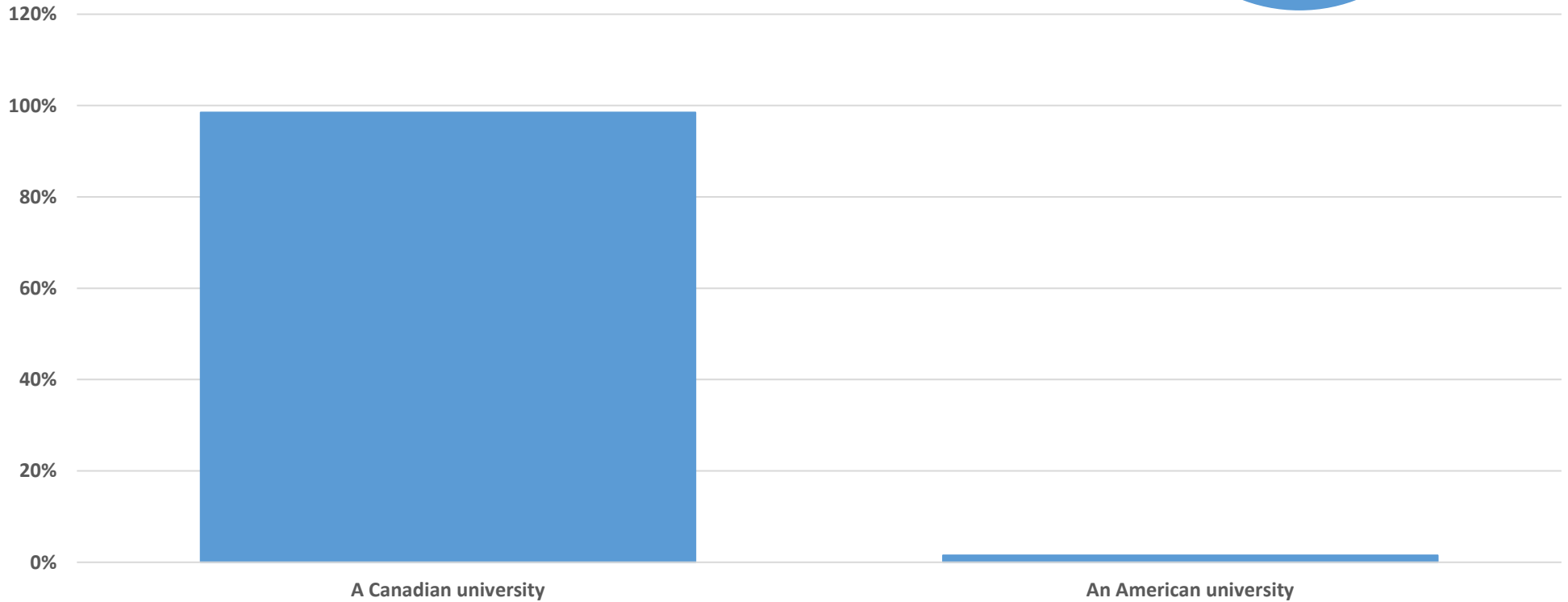
Where is your architecture degree from?

Response	Count	Abs %	Rela %	Cumu %	Rank
1 A Canadian university	65	90%	98%	98%	1
2 An American university	1	1%	2%	100%	2
3 Other (please specify):	6	8%			
4 Not applicable	0	0%			
No Response	0	0%			
Total	72	100%	100%		

*Those who responded that responded RAIC syllabus program in the previous question were not asked this question, thus the total respondents is lower.



Rela %



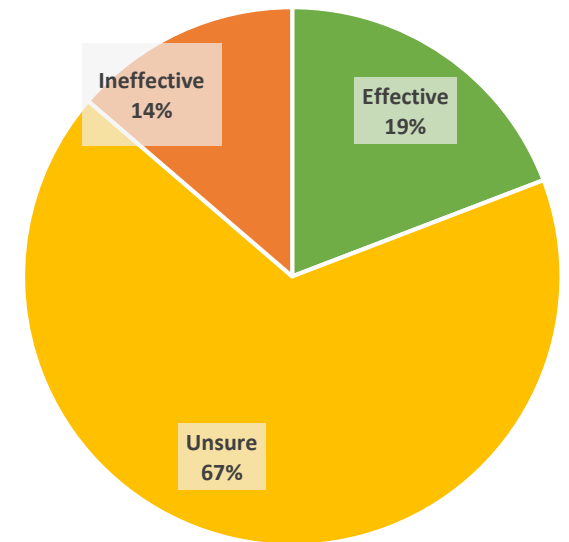
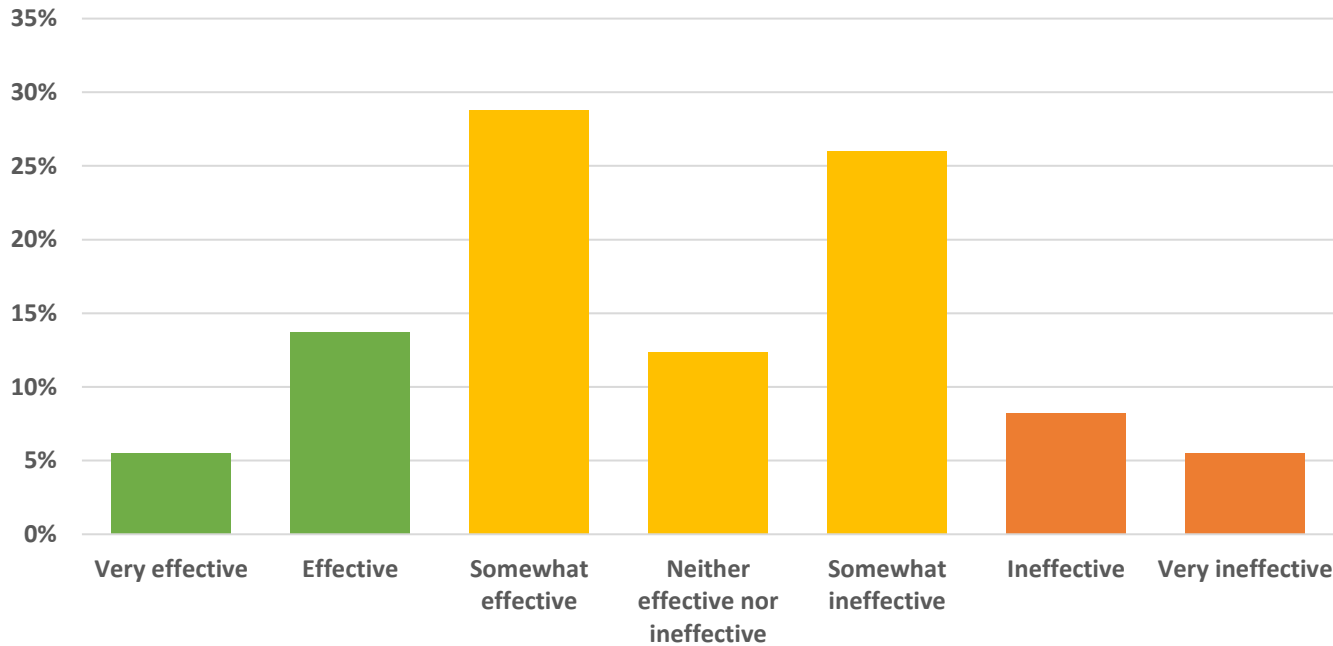
CALA 2013 Intern Survey, Provincial Segmentation: Manitoba

How effective was your education in preparing you for entry into the profession as an intern?

Response	Count	Abs %	Rela %	Cumu %	Rank
1 Very effective	4	5%	5%	5%	6
2 Effective	10	14%	14%	19%	3
3 Somewhat effective	21	29%	29%	48%	1
4 Neither effective nor ineffective	9	12%	12%	60%	4
5 Somewhat ineffective	19	26%	26%	86%	2
6 Ineffective	6	8%	8%	95%	5
7 Very ineffective	4	5%	5%	100%	6
8 I don't know / Not applicable	0	0%			
No Response	0	0%			
Total	73	100%	100%		

Selected Statistics	
Central Tendency	
Mean	3.9
Median	4
Mode	3
Variation	
Std. dev.	1.55
Performance	
Score	52%
Top two	19%

Rela %



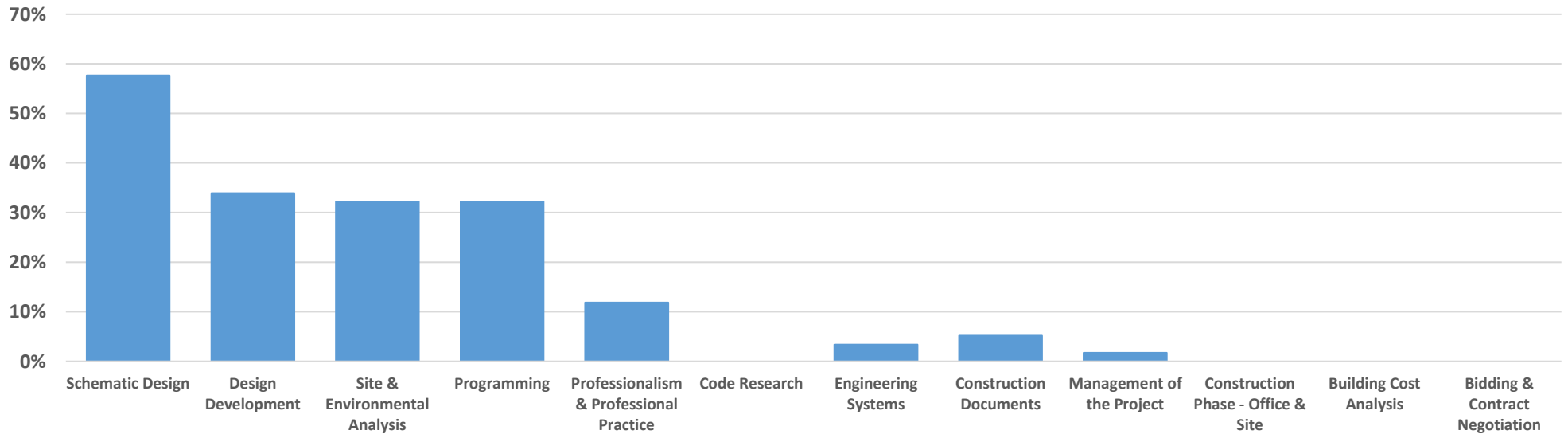
CALA 2013 Intern Survey, Provincial Segmentation: Manitoba

Please indicate how well or poorly your education prepared you for entry into the profession as an intern in each of the following content areas?

Response*	Mean	Median	Mode	St.dev	Score	Top Two	Rank
1 Schematic Design	2.4	2	2	1.00	77%	58%	1
2 Design Development	3.3	3	3	3.21	62%	34%	2
3 Site & Environmental Analysis	3.3	3	3	3.21	62%	32%	3
4 Programming	3.4	3	3	3.15	60%	32%	3
5 Professionalism & Professional Practice	4.6	4	3	2.13	40%	12%	5
6 Code Research	6.3	7	7	1.32	11%	0%	9
7 Engineering Systems	5.2	6	6	1.68	30%	3%	7
8 Construction Documents	5.5	6	7	1.53	25%	5%	6
9 Management of the Project	6.3	7	7	1.33	12%	2%	8
10 Construction Phase - Office & Site	6.4	7	7	1.34	10%	0%	9
11 Building Cost Analysis	6.5	7	7	1.34	9%	0%	9
12 Bidding & Contract Negotiation	6.5	7	7	1.36	8%	0%	9

*Respondents who answered "Very effective", "Effective", or "Not applicable / I do not know" to the previous question were not asked this question.

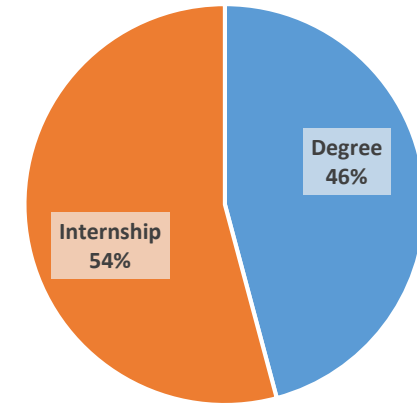
Top Two



CALA 2013 Intern Survey, Provincial Segmentation: Manitoba

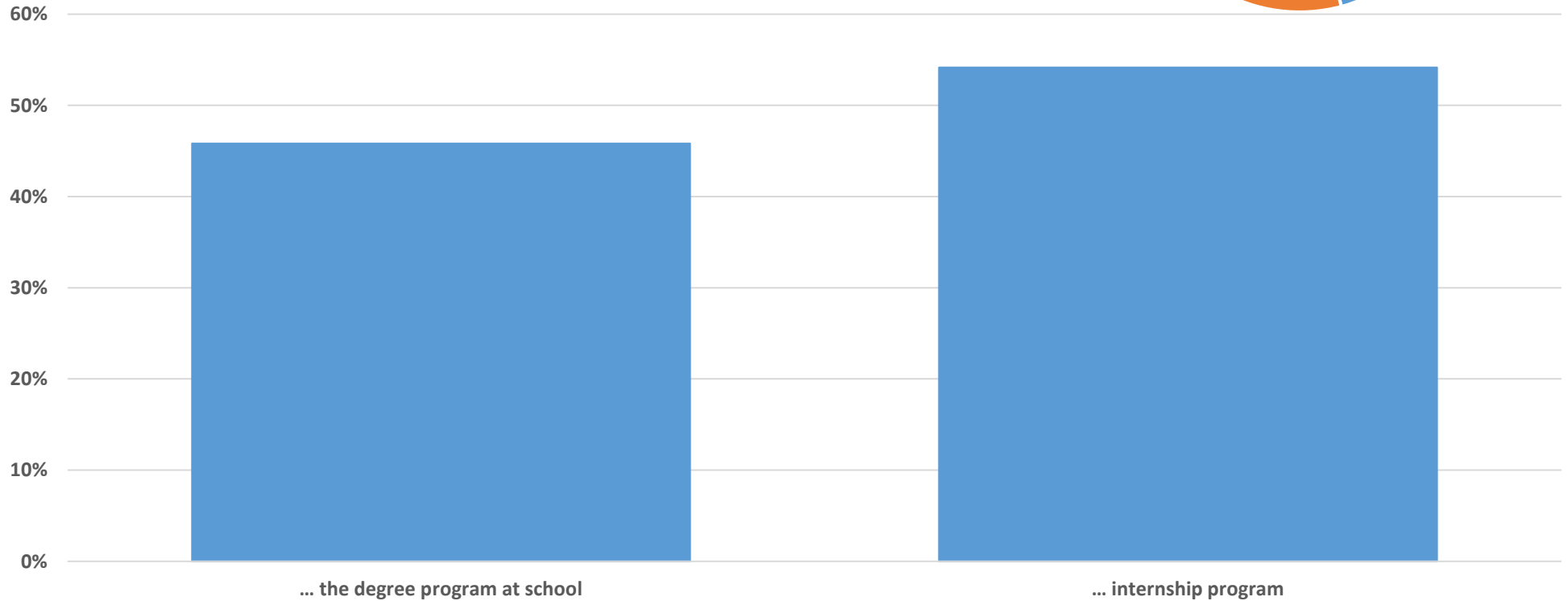
With respect to the content areas above where you indicated your education poorly prepared you for entry into the profession as an intern, please indicate whether these areas would be better covered by the degree program or whether they should be covered somewhere else. They would be better covered by ...

Response	Count	Abs %	Rela %	Cumu %	Rank
1 ... the degree program at school	22	37%	46%	46%	2
2 ... internship program	26	44%	54%	100%	1
3 Other (please specify):	9	15%			
4 I don't know / Not applicable	2	3%			
No Response	0	0%			
Total	59	100%	100%		



*Those who responded that responded "Very effective", "Effective", or "Not applicable / I do not know" in the question preceding the last question were not asked this question,

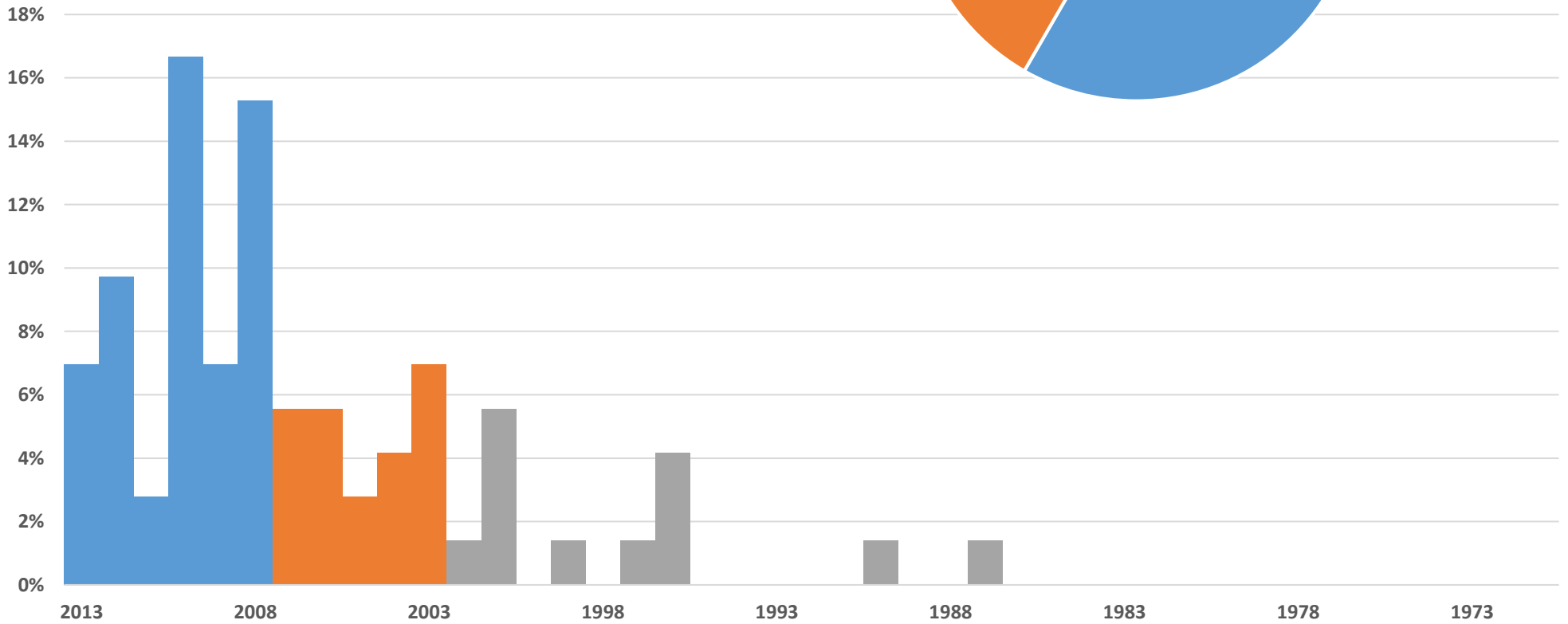
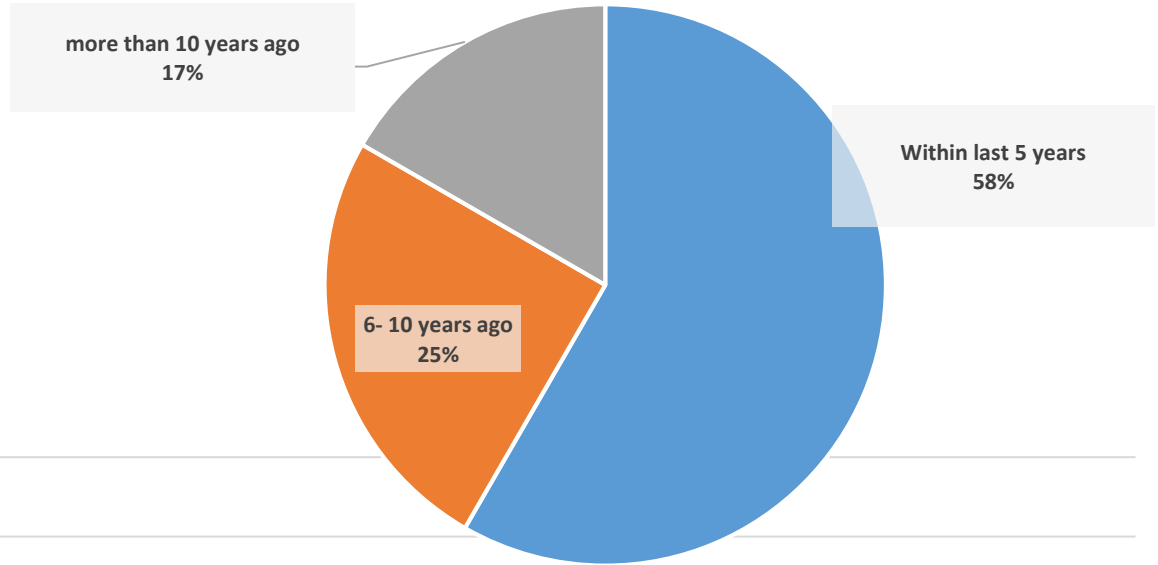
Rela %



CALA 2013 Intern Survey, Provincial Segmentation: Manitoba

Please tell us what year you became an Intern:

Years Since Graduation	
Central tendency	
Mean	6.3
Median	5
Mode	3
Variation	
St. dev.	5.3
Other Responses	
I don't know / not applicable	1
No Response	0
Total	73

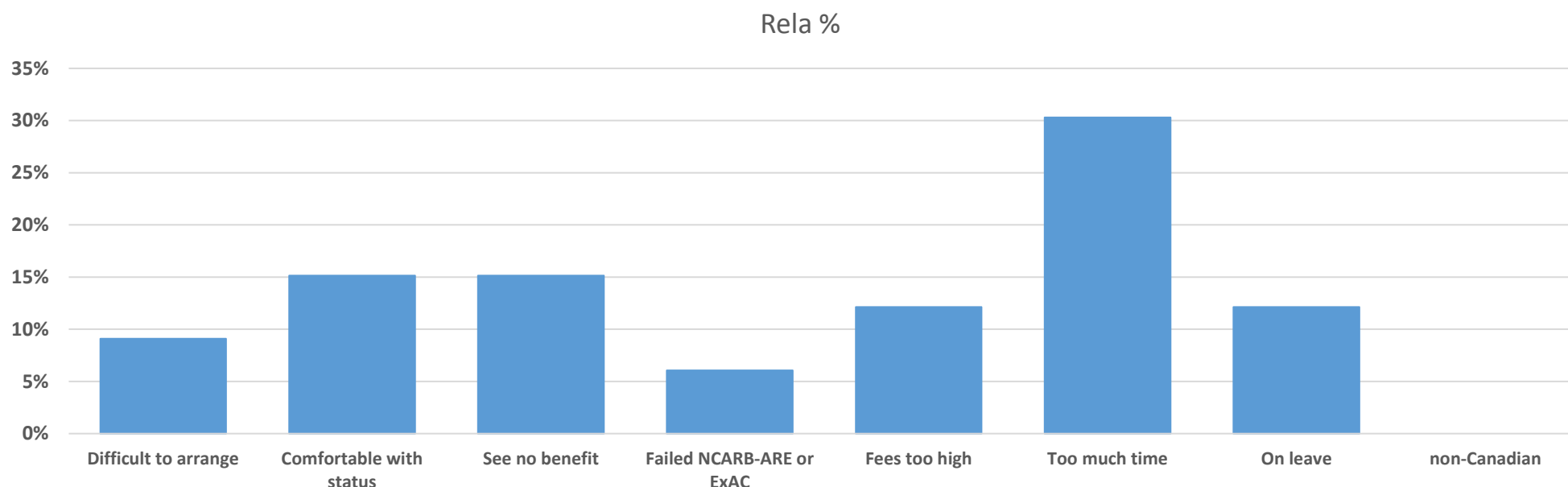


CALA 2013 Intern Survey, Provincial Segmentation: Manitoba

You have indicated that you have been an intern for more than three years, please help us better understand your situation. Is the reason that you are not yet licensed as an architect ... (please check all that apply).

Response	Count	Abs %	Rela %	Cumu %	Rank
1 Difficult to arrange for work in required categories	3	6%	9%	9%	6
2 I am comfortable with my current status	5	11%	15%	24%	2
3 I think there is no measureable benefit in becoming licensed	5	11%	15%	39%	2
4 Failed NCARB-ARE or ExAC	2	4%	6%	45%	7
5 Couldn't afford NCARB- ARE or ExAC fees	4	9%	12%	58%	4
6 Process takes/took too much time	10	21%	30%	88%	1
7 Family leave, maternity leave, parental leave or other personal leave	4	9%	12%	100%	4
8 Difficult to get credit for non-Canadian experience	0	0%	0%	100%	8
9 Other (please specify):	19	40%			
10 Not applicable / I am licensed as an architect	24	51%			
No Response	0	0%			
Total*	47				

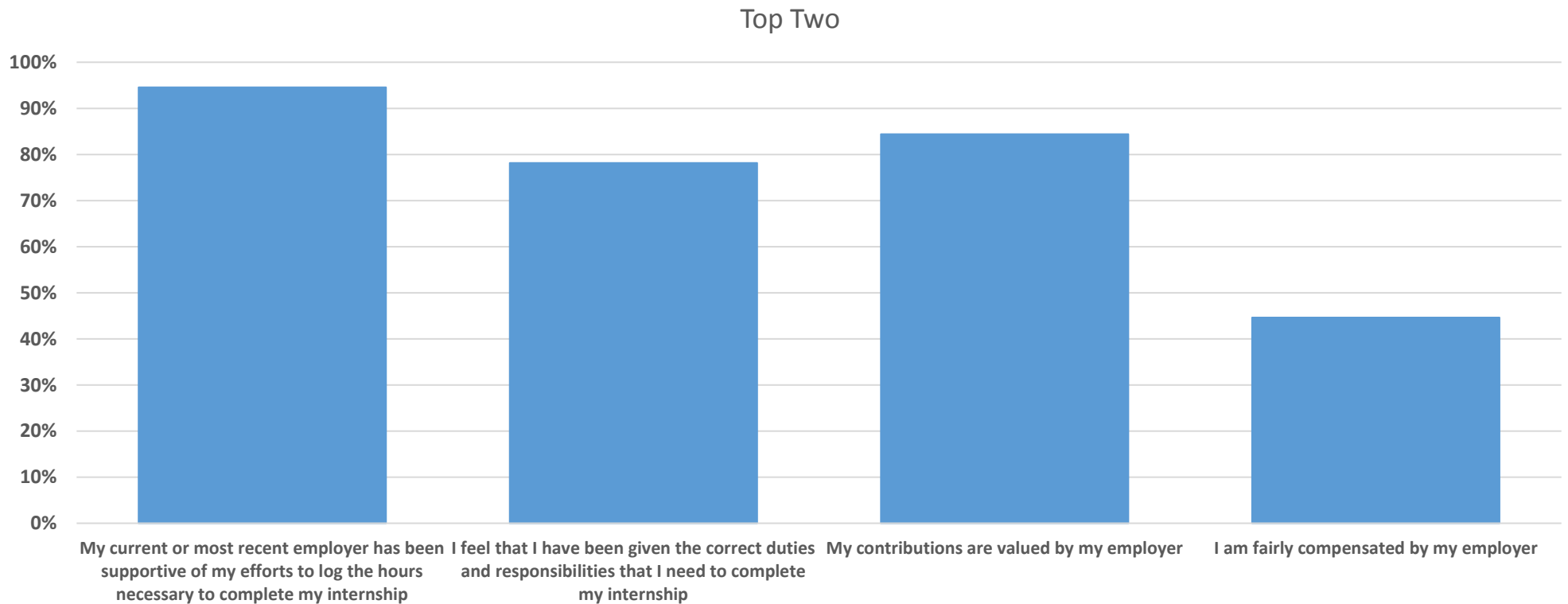
*Those who became an intern after 2009 were not asked this question, thus total respondents is lower.



CALA 2013 Intern Survey, Provincial Segmentation: Manitoba

Please indicate how strongly you agree or disagree with each of the following statements:

Response	Mean	Median	Mode	St.dev	Score	Top Two	Rank
1 My current or most recent employer has been supportive of my efforts to log the hours necessary to complete my internship	1.7	2	2	0.85	88%	95%	1
2 I feel that I have been given the correct duties and responsibilities that I need to complete my internship	2.1	2	2	0.95	82%	78%	3
3 My contributions are valued by my employer	1.8	2	2	0.80	86%	84%	2
4 I am fairly compensated by my employer	3.0	3	2	1.42	67%	45%	4



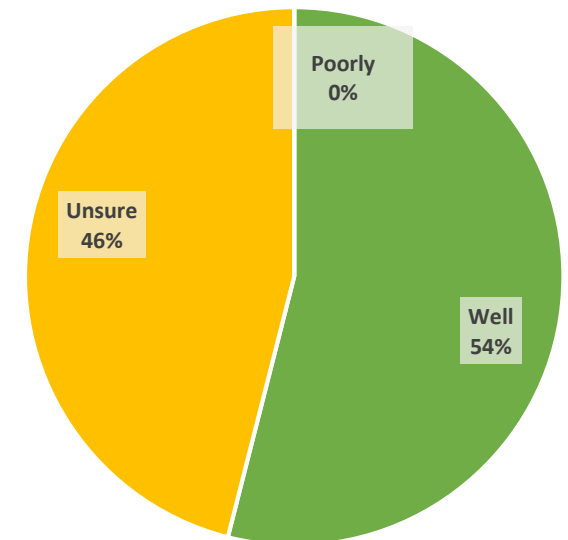
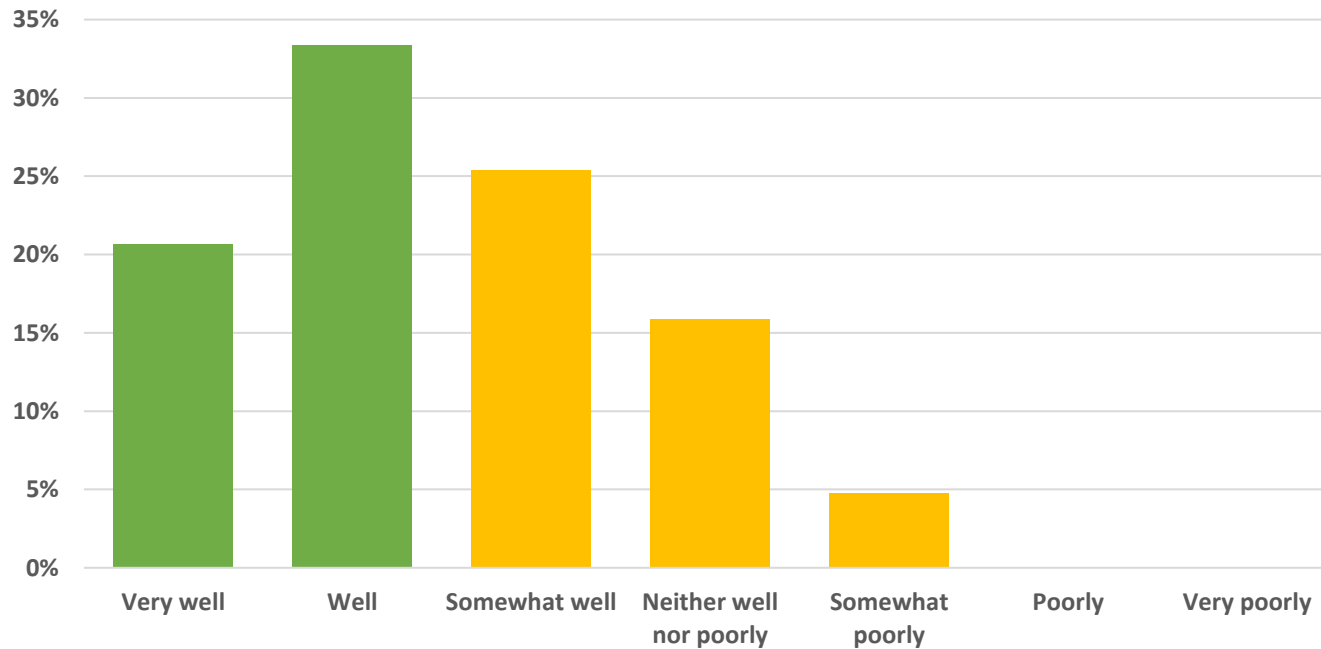
CALA 2013 Intern Survey, Provincial Segmentation: Manitoba

Please indicate how well or poorly your internship prepared you for practice.

Response	Count	Abs %	Rela %	Cumu %	Rank
1 Very well	13	18%	21%	21%	3
2 Well	21	29%	33%	54%	1
3 Somewhat well	16	22%	25%	79%	2
4 Neither well nor poorly	10	14%	16%	95%	4
5 Somewhat poorly	3	4%	5%	100%	5
6 Poorly	0	0%	0%	100%	6
7 Very poorly	0	0%	0%	100%	6
8 I don't know / Not applicable	10	14%			
No Response	0	0%			
Total	73	100%	100%		

Selected Statistics	
Central Tendency	
Mean	2.5
Median	2
Mode	2
Variation	
Std. dev.	1.13
Performance	
Score	75%
Top two	54%

Rela %



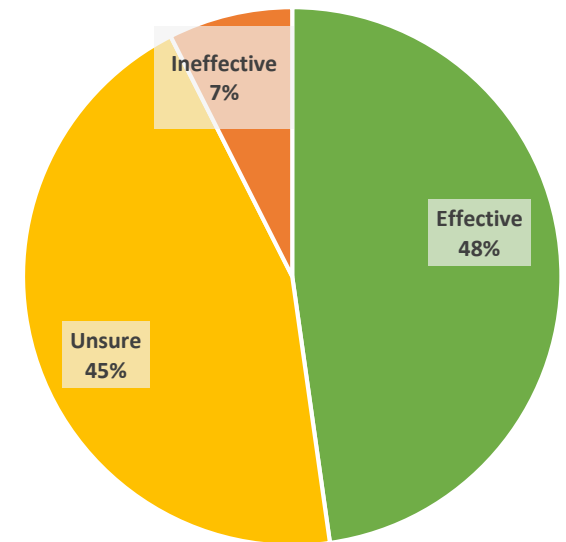
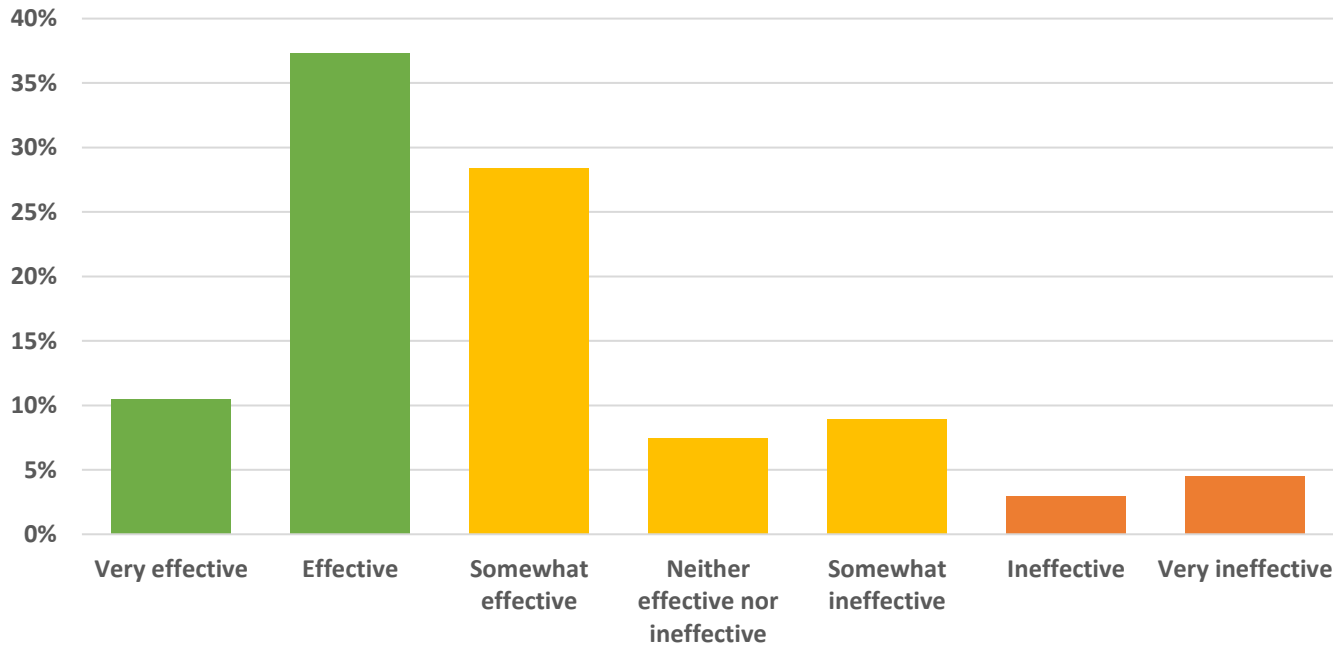
CALA 2013 Intern Survey, Provincial Segmentation: Manitoba

How effective was the information provided by your Regulator, with respect to the Internship in Architecture Program?

Response	Count	Abs %	Rela %	Cumu %	Rank
1 Very effective	7	10%	10%	10%	3
2 Effective	25	34%	37%	48%	1
3 Somewhat effective	19	26%	28%	76%	2
4 Neither effective nor ineffective	5	7%	7%	84%	5
5 Somewhat ineffective	6	8%	9%	93%	4
6 Ineffective	2	3%	3%	96%	7
7 Very ineffective	3	4%	4%	100%	6
8 I don't know / Not applicable	6	8%			
No Response	0	0%			
Total	73	100%	100%		

Selected Statistics	
Central Tendency	
Mean	2.9
Median	3
Mode	2
Variation	
Std. dev.	1.49
Performance	
Score	68%
Top two	48%

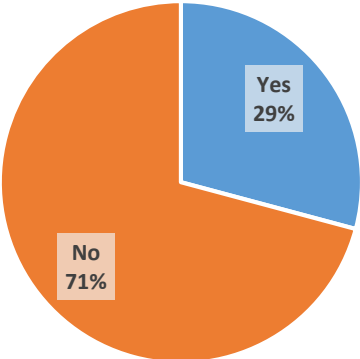
Rela %



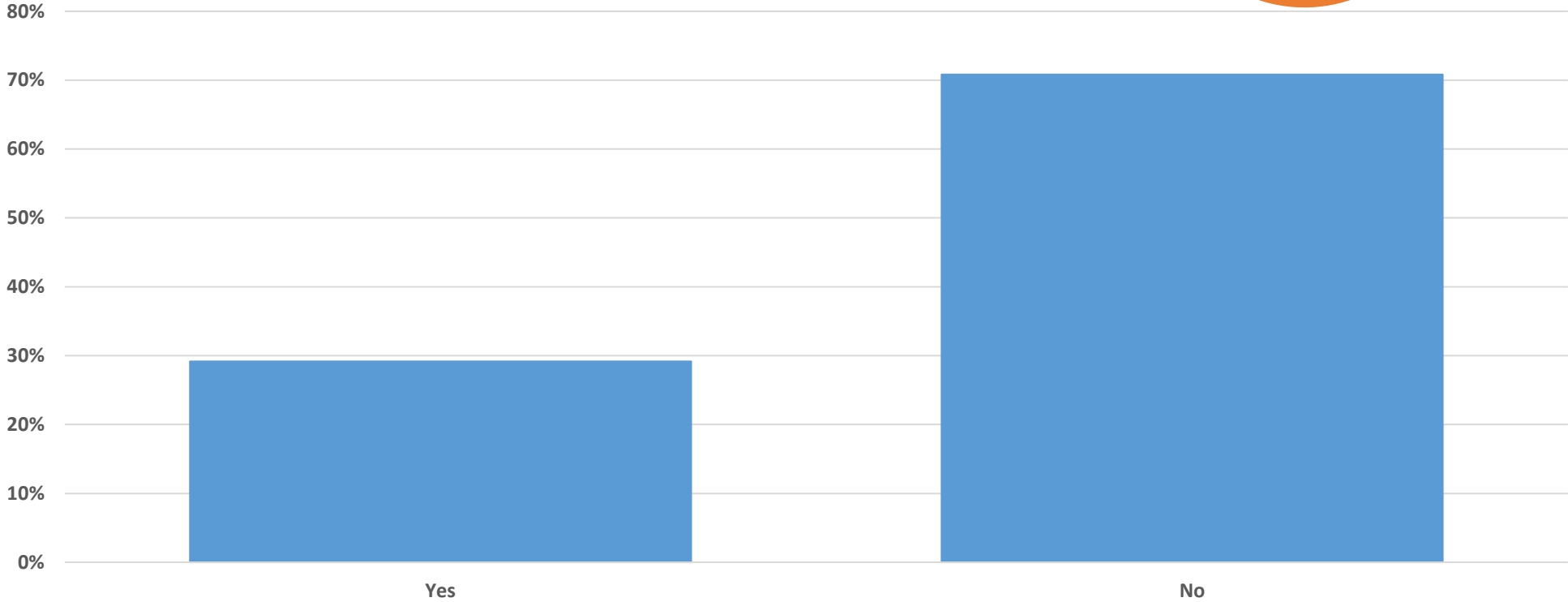
CALA 2013 Intern Survey, Provincial Segmentation: Manitoba

Have you taken any ARE exams?

Response	Count	Abs %	Rela %	Cumu %	Rank
1 Yes	21	29%	29%	29%	2
2 No	51	70%	71%	100%	1
3 I don't know / Not applicable	1	1%			
No Response	0	0%			
Total	73	100%	100%		



Rela %



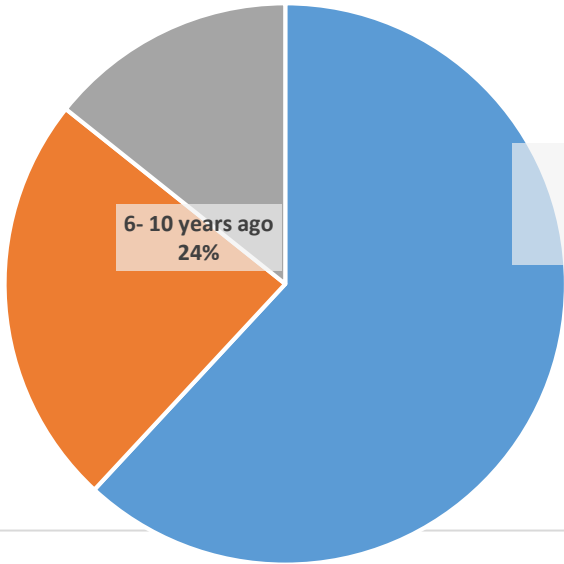
CALA 2013 Intern Survey, Provincial Segmentation: Manitoba

Please tell us what year you took your most recent ARE exam.

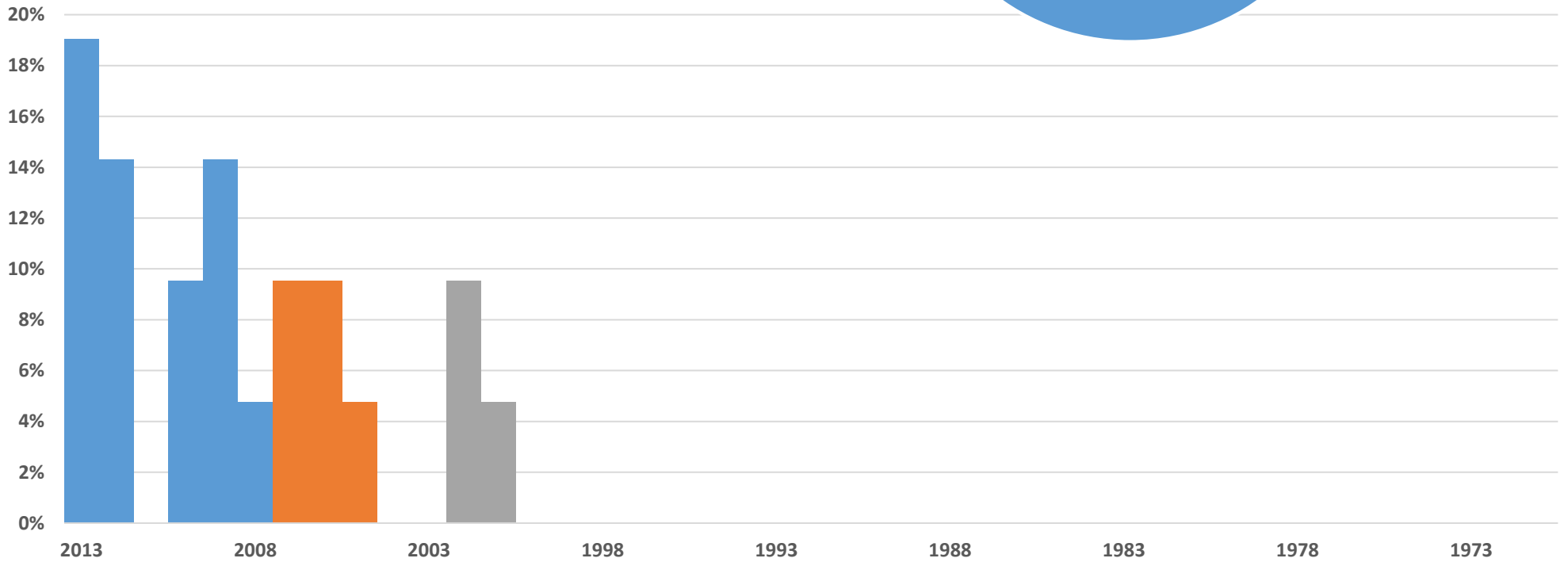
Years Since Graduation	
Central tendency	
Mean	4.5
Median	4
Mode	0
Variation	
St. dev.	3.7
Other Responses	Count
I don't know / not applicable	0
No Response	1
Total*	22

* Only those who answered "Yes" on the previous question were asked this question. The total respondents is lower as a result

more than 10 years ago
14%



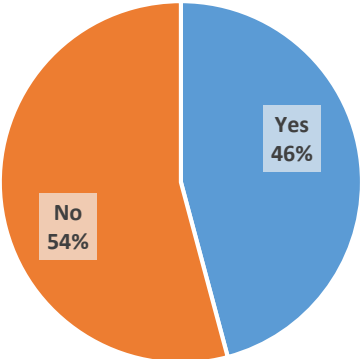
Within last 5 years
62%



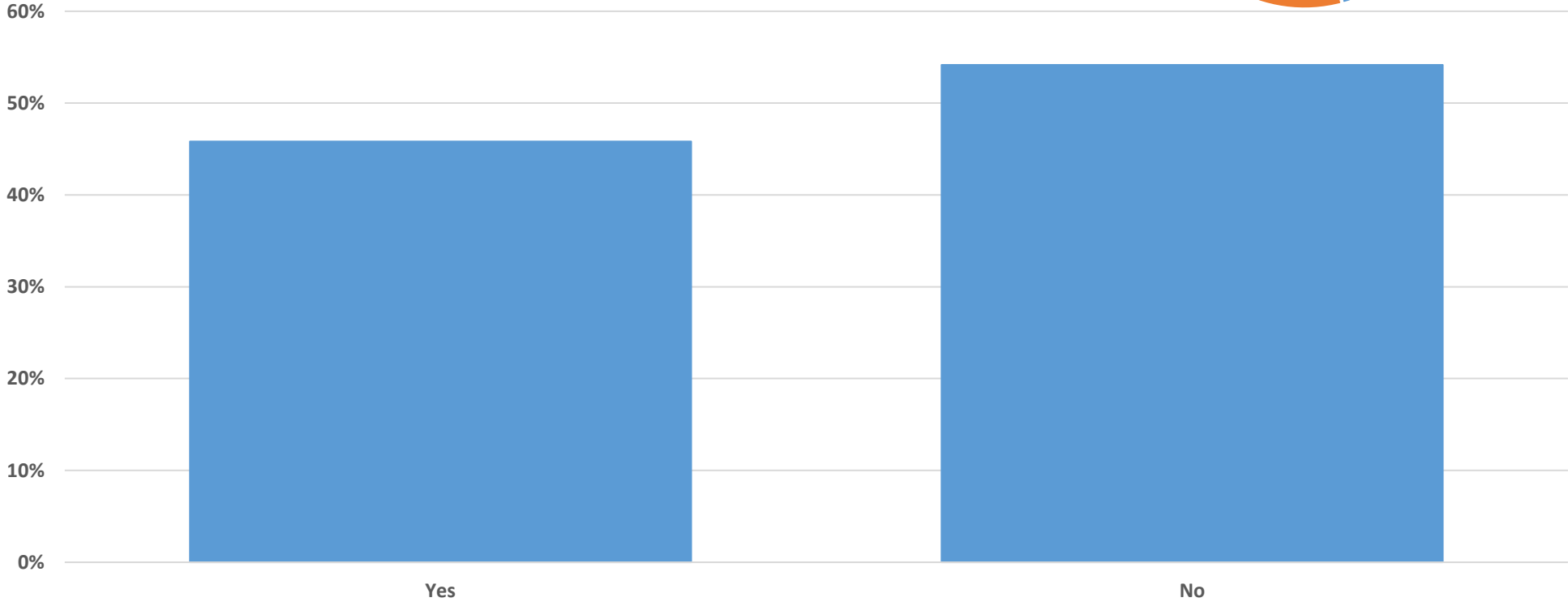
CALA 2013 Intern Survey, Provincial Segmentation: Manitoba

Have you taken the ExAC exams?

Response	Count	Abs %	Rela %	Cumu %	Rank
1 Yes	33	45%	46%	46%	2
2 No	39	53%	54%	100%	1
3 I don't know / Not applicable	1	1%			
No Response	0	0%			
Total	73	100%	100%		



Rela %

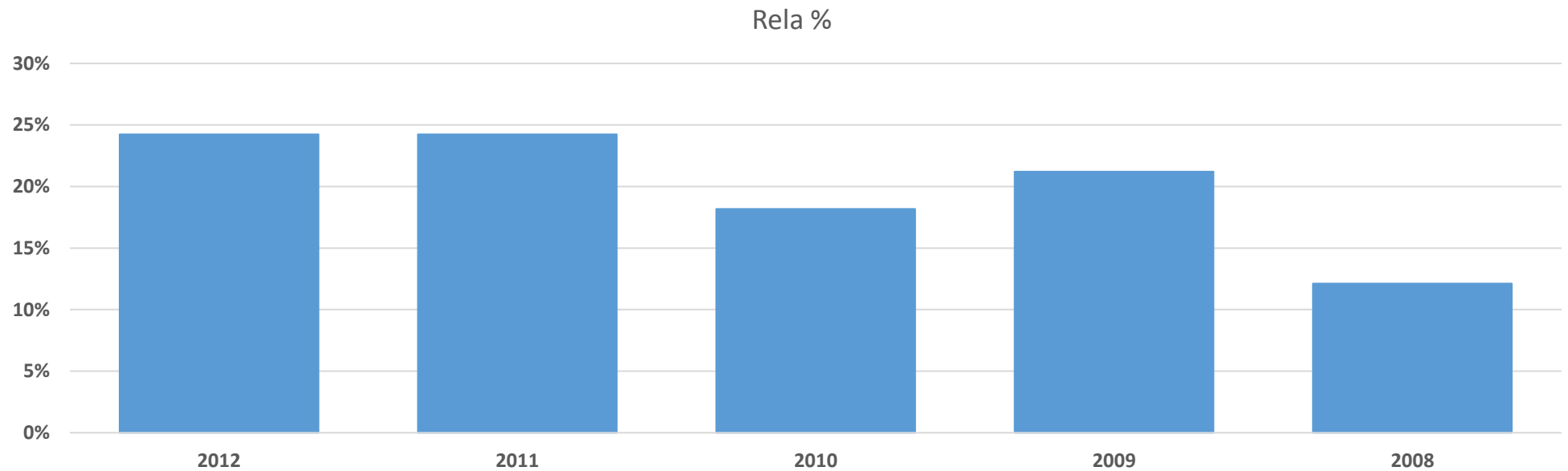


CALA 2013 Intern Survey, Provincial Segmentation: Manitoba

Please tell us what year you took your most recent ExAC exam.

Response	Count	Abs %	Rela %	Cumu %	Rank
1 2012	8	24%	24%	24%	1
2 2011	8	24%	24%	48%	1
3 2010	6	18%	18%	67%	4
4 2009	7	21%	21%	88%	3
5 2008	4	12%	12%	100%	5
6 I don't know / not applicable	0	0%			
No Response	1	3%			
Total*	34	100%	100%		

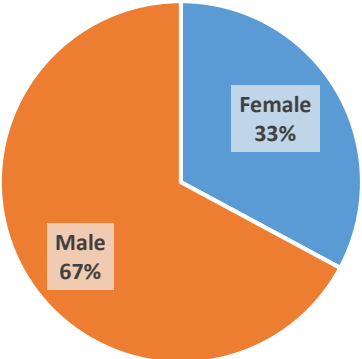
* Only those who answered "Yes" on the previous question were asked this question. The total respondents is lower as a result.



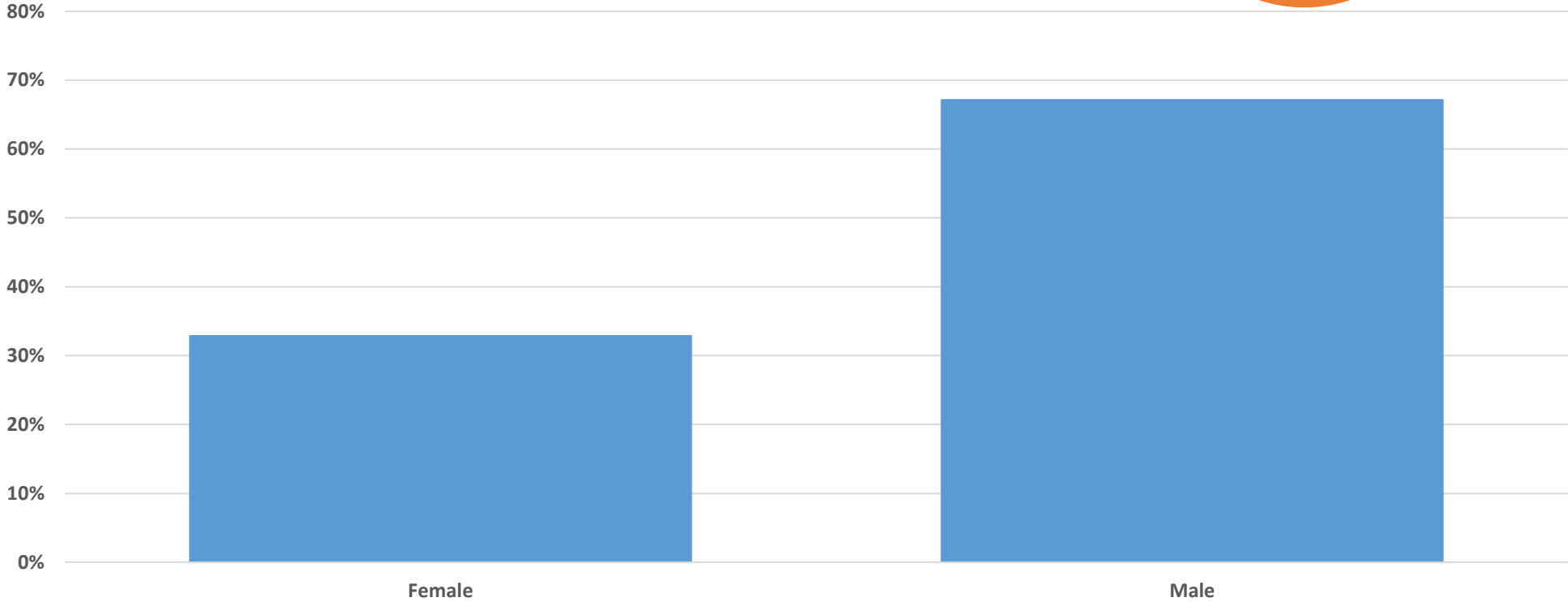
CALA 2013 Intern Survey, Provincial Segmentation: Manitoba

Please indicate your gender:

Response	Count	Abs %	Rela %	Cumu %	Rank
1 Female	23	32%	33%	33%	2
2 Male	47	64%	67%	100%	1
3 I prefer not to answer	3	4%			
No Response	0	0%			
Total	73	100%	100%		



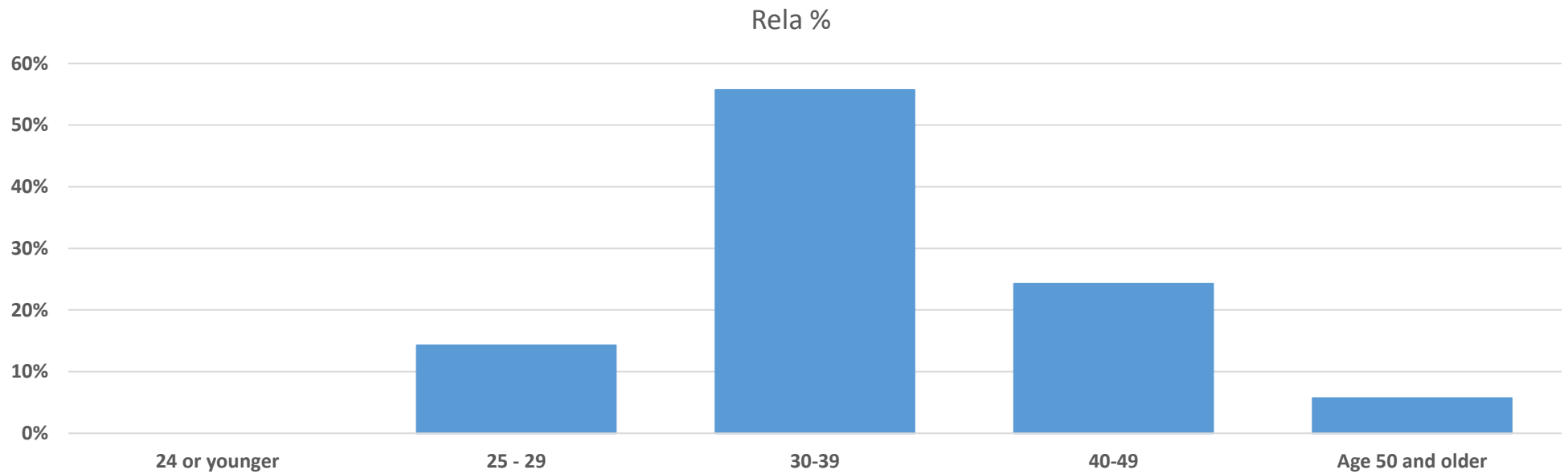
Rela %



CALA 2013 Intern Survey, Provincial Segmentation: Manitoba

Please indicate your age:

Response	Count	Abs %	Rela %	Cumu %	Rank
1 24 or younger	0	0%	0%	0%	5
2 25 - 29	10	14%	14%	14%	3
3 30-39	39	53%	56%	70%	1
4 40-49	17	23%	24%	94%	2
5 Age 50 and older	4	5%	6%	100%	4
6 I prefer not to answer	3	4%			
No Response	0	0%			
Total	73	100%	100%		



CALA 2013 Intern Survey, Provincial Segmentation: Manitoba

Top 25 Respondent Locations

Location	Count	Abs %	Rela %	Cumu %	o%	100%
1 Winnipeg	71	97%	100%	100%		
Other	0	0%				
Unusable	2	3%				
No Response	0	0%				
Total	73	100%	100%	100%		